



*The Sustainable Development Goals  
A Global Vision for Local Policy & Action*

*Peter Wollaert  
UNITAR Fellow  
Managing Director CIFAL Flanders*

SDG City Hall Talk #7 KORTRIJK, 29 05 2017



**cifal**  
Flanders



**unitar**  
United Nations Institute for Training and Research



**HONOURING OUR  
HEROES**

**INTERNATIONAL DAY  
of UNITED NATIONS  
PEACEKEEPERS 29 MAY**



More than a million people have served as UN peacekeepers since 1948.

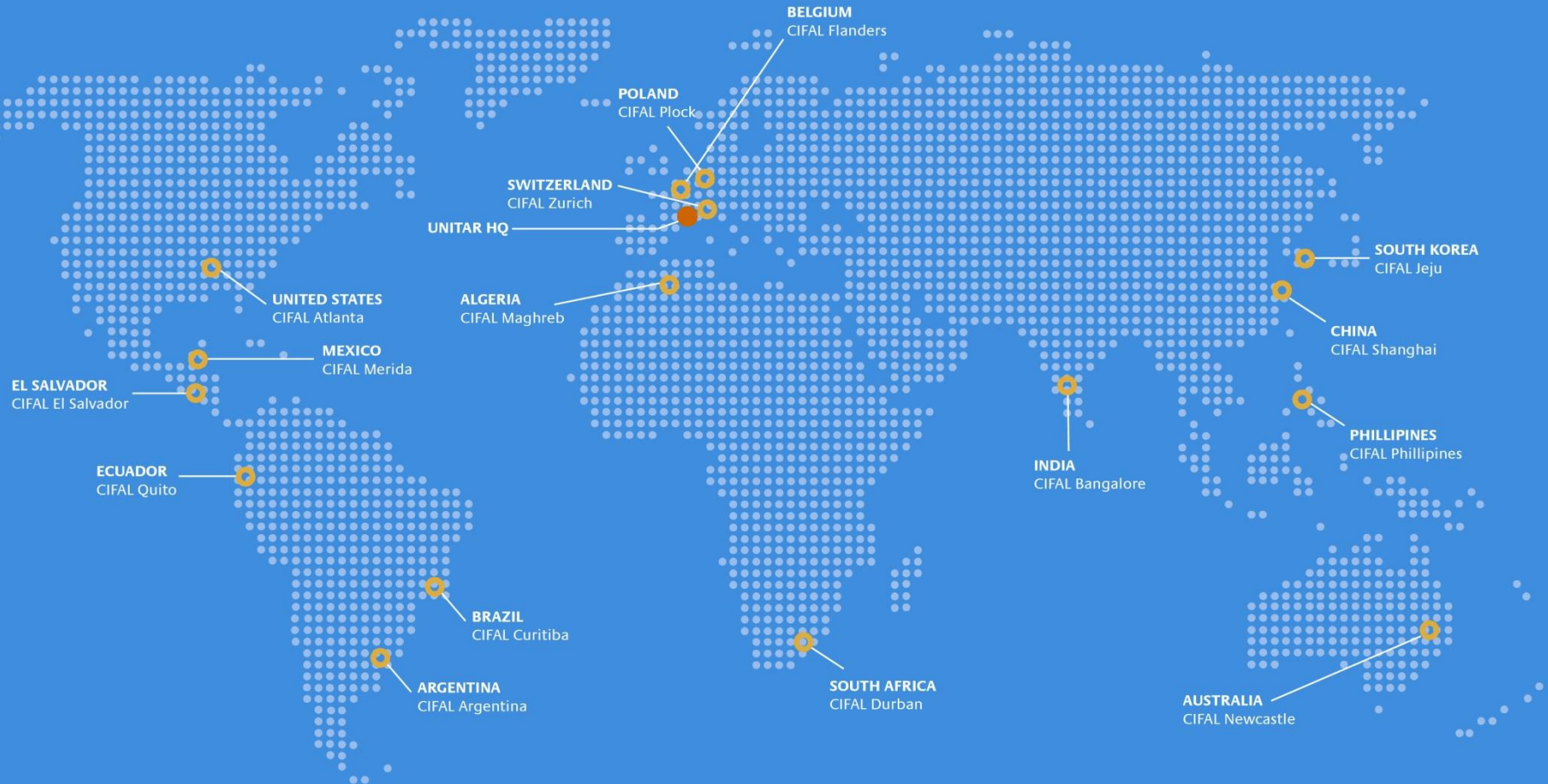


**#TOGETHER4PEACE**  
[UN.ORG/PEACEKEEPING](http://UN.ORG/PEACEKEEPING)





# CIFAL GLOBAL NETWORK: HQ GENEVA & 16 REGIONAL HUBS





## BUILDING LOCAL CAPACITY FOR AGENDA 2030























UNITED NATIONS

TRANSFORMING OUR WORLD:



THE 2030 AGENDA FOR  
SUSTAINABLE DEVELOPMENT




## SUSTAINABLE DEVELOPMENT GOALS



Developed in collaboration with **TROLLBÄCK + COMPANY** | [TheGlobalGoals@trollback.com](mailto:TheGlobalGoals@trollback.com) | +1.212.529.1010  
For queries on usage, contact: [dpicampaigns@un.org](mailto:dpicampaigns@un.org)






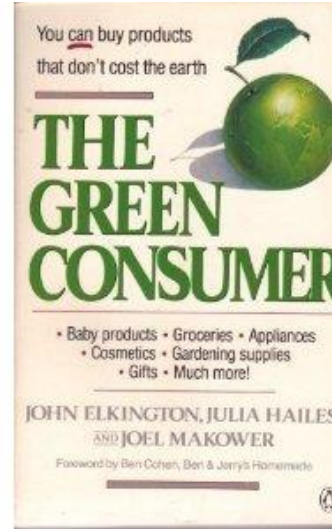







Sustainable development is development that meets the needs of the present without compromising the ability of future generations to meet their own needs.

*Gro Harlem Brundtland*







The 8  
Millennium  
Development  
Goals





<b>When?</b>	<b>2000-2015</b>	<b>2016-2030</b>
<b>Theme?</b>	<b>Poverty</b>	<b>Sustainable Development</b>
<b>Who?</b>	<b>United Nations</b>	<b>Participatory Process</b>
<b>Where?</b>	<b>Developing Countries</b>	<b>Universal</b>
<b>Amount?</b>	<b>8 goals</b>	<b>17 goals</b>



Persoonlijke prioriteiten	
1.	
2.	
3.	

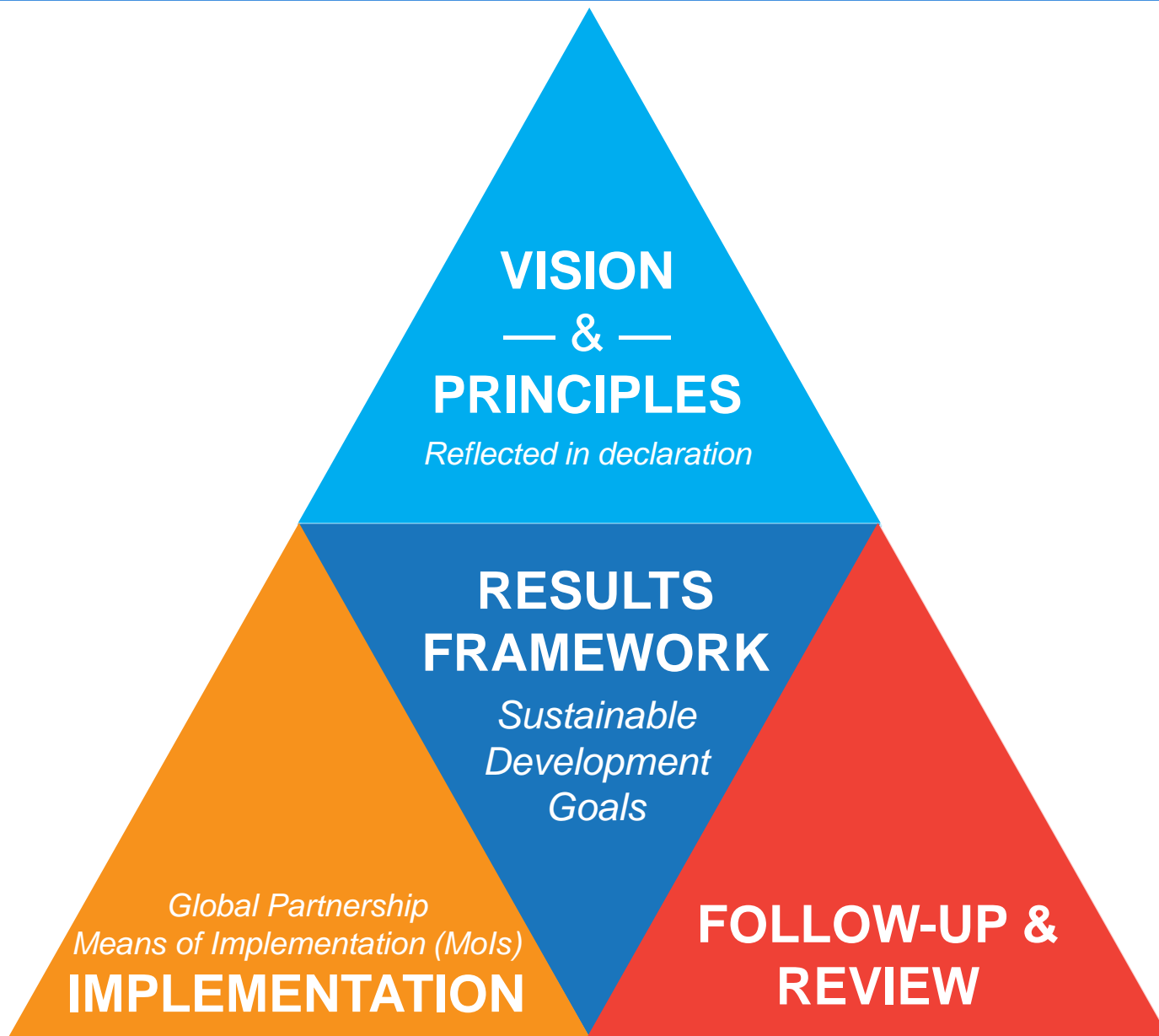
Gemeenschappelijke prioriteiten	
1.	
2.	
3.	





Persoonlijke prioriteiten	
1.	
2.	
3.	

Gemeenschappelijke prioriteiten	
1.	
2.	
3.	













United Nations  
Educational, Scientific and  
Cultural Organization

# UNESCO

*"Building peace in the minds of men and women"*

ABOUT US THEMES COUNTRIES PARTNERSHIPS JOIN US RESOURCES

Home > Home



**In Commonwealth Lecture, a call to educate for inclusion, dialogue and peace**



**SUSTAINABLE DEVELOPMENT GOALS**

▼ Director-General



Irina Bokova

- Who we are
- What we do
- How we do it
- Where we work

**NEWS** All



**UNESCO launches new Competency Framework**  
This new framework seeks to clearly articulate the expected behavioral standards required of UNESCO staff and to provide renewed clarity on the core

**EVENTS** All | Cultural | in Paris



**UNITE4HERITAGE**  
DONATE GET INVOLVED

List of all [Prizes](#) and [Celebrations](#)

22 FEBRUARY 2016 TO 28 FEBRUARY 2016  
**4th session of the Plenary of the Intergovernmental Science-Policy Platform on Biodiversity and Ecosystem Services (IPBES)**

28 FEBRUARY 2016 TO 27 FEBRUARY 2016  
**Intergovernmental Committee for Physical Education and Sport (CIGEPS) - Ordinary Session and Joint Meeting with the Permanent**



**CRISIS AND TRANSITION RESPONSE**

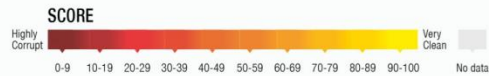
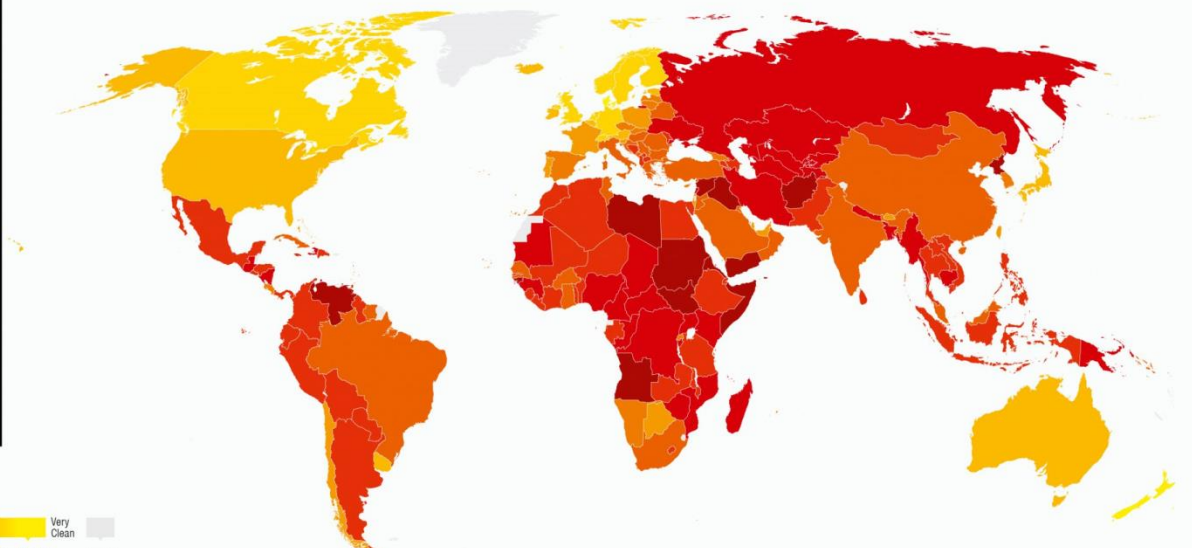
**Reforming UNESCO**

**ESSENTIAL READING**



## CORRUPTION PERCEPTIONS INDEX 2016

The perceived levels of public sector corruption in 176 countries/territories around the world.



RANK	COUNTRY/TERRITORY	SCORE	RANK	COUNTRY/TERRITORY	SCORE	RANK	COUNTRY/TERRITORY	SCORE	RANK	COUNTRY/TERRITORY	SCORE	RANK	COUNTRY/TERRITORY	SCORE	RANK	COUNTRY/TERRITORY	SCORE
1	Denmark	90	21	Uruguay	71	60	Italy	47	95	Sri Lanka	36	136	Myanmar	28	158	Burundi	20
1	New Zealand	90	22	Estonia	70	62	Sao Tome and Principe	46	101	Gabon	35	120	Dominican Republic	31	136	Nigeria	28
3	Finland	89	23	France	69	41	Costa Rica	58	79	India	40	101	Ecuador	31	136	Papua New Guinea	28
4	Sweden	88	24	Bahamas	66	41	Spain	58	83	Albania	39	101	Peru	35	120	Malawi	31
4	Sweden	88	24	Chile	66	44	Georgia	57	83	Bosnia and Herzegovina	39	101	Philippines	35	123	Azerbaijan	30
5	Switzerland	86	24	United Arab Emirates	66	44	Latvia	57	83	Jamaica	39	101	Thailand	35	123	Djibouti	30
6	Norway	85	24	Israel	64	46	Grenada	56	83	Lesotho	39	101	Timor-Leste	35	123	Honduras	30
7	Singapore	84	27	Bhutan	65	47	Cyprus	55	87	Mongolia	38	101	Trinidad and Tobago	35	123	Laos	30
8	Netherlands	83	28	Israel	64	47	Czech Republic	55	87	Panama	38	108	Algeria	34	123	Mexico	30
9	Canada	82	29	Poland	62	47	Malta	55	87	Zambia	38	108	Côte d'Ivoire	34	123	Moldova	30
10	Germany	81	29	Portugal	62	50	Mauritius	54	90	Colombia	37	108	Egypt	34	123	Paraguay	26
10	Luxembourg	81	31	Barbados	61	50	Rwanda	54	90	Indonesia	37	108	Ethiopia	34	123	Sierra Leone	30
10	United Kingdom	81	31	Qatar	61	52	Korea (South)	53	90	Liberia	37	108	Guyana	34	131	Iran	29
13	Australia	79	31	Slovenia	61	53	Namibia	52	90	Morocco	37	113	Armenia	33	131	Kazakhstan	29
14	Iceland	78	31	Taiwan	61	51	Slovakia	51	90	The FYR of Macedonia	37	113	Bolivia	33	131	Nepal	29
15	Belgium	77	35	Botswana	60	75	Bulgaria	41	95	Argentina	36	116	Vietnam	33	131	Russia	29
15	Hong Kong	77	35	Saint Lucia	60	75	Kuwait	41	95	Benin	36	116	Mali	32	131	Ukraine	29
17	Austria	75	35	Saint Vincent and The Grenadines	60	75	Tunisia	41	95	El Salvador	36	116	Pakistan	32	136	Guatemala	28
18	United States	74	38	Cape Verde	59	79	Turkey	41	95	Belarus	40	116	Tanzania	32	136	Kyrgyzstan	28
19	Ireland	73	38	Dominica	59	79	Belarus	40	95	Kosovo	36	116	Togo	32	136	Lebanon	28
20	Japan	72	38	Lithuania	59	79	Brazil	40	95	Maldives	36	116			136	Uzbekistan	21










## Aanbevelingen voor het besturen van socialprofitorganisaties

Aandachtspunten en goede praktijken



The screenshot shows the GUBERNA website homepage. At the top, there is a navigation bar with the GUBERNA logo (Institut voor Bestuurders / Institut des Administrateurs) and language options (FR, NL). Below this is a secondary navigation bar with categories: GOED BESTUUR, ACTIVITEITEN, OPLEIDINGEN, SERVICES & TOOLS, PUBLICATIES, and OVER GUBERNA. The main content area features a large image of a wooden ship's steering wheel with a teal overlay containing the text "Stimulating the governance reflex" and "3 of 5". Below the image is a paragraph describing GUBERNA's mission to promote good governance. To the right of the main content is a sidebar with a "My GUBERNA Login" section, a search bar, a "Lid worden?" section with the text "10 redenen om lid te worden!", and an "Agenda" section listing events for April and May 2016, such as "de Week van de Ondernemers van 25 tot 28 april" and "Groeien? Uw Raad weet raad! Sessie 6/7 (Cyclus...)". At the bottom of the main content area, there are two columns: "In de kijker" featuring a cartoon titled "Cartoons 'Dag van de Bestuurder' 2016!" and "Nieuws" featuring articles like "Groeien: uw Raad weet raad!" and "Public consultation: Building a Capital Markets Union".





“A stakeholder is a person, group or organization that has interest or concern in an organization. Stakeholders can affect or be affected by the organization's actions, objectives and policies.”

Stakeholder Engagement Standard (SES) AA 1000  
[www.accountability.org/standards/aa1000ses/index.html](http://www.accountability.org/standards/aa1000ses/index.html)





Finance

Technology

Capacity-Building

Trade

Systemic issues



FINANCING FOR  
DEVELOPMENT

13-16 JULY 2015 • ADDIS ABABA • ETHIOPIA

**Addis Ababa Action Agenda**  
of the Third International Conference on  
**Financing for Development**  
(Addis Ababa Action Agenda)



United Nations



## BELGIAN SDG CHARTER

The Belgian SDG Charter on the role of private sector, civil society and public sector in international development

### COMMITMENTS THE SDG CHARTER

Acknowledge the importance of our own roles and our shared responsibilities as private sector, civil society and public sector in the implementation of the 17 UN Sustainable Development Goals (SDGs).

Recognize the interdependence between the roles of the private sector, civil society and public sector, and the increasing need for these actors to work together- as true partners - in crafting impactful solutions to common global challenges.

Endorse the content of this Charter and its call for concrete commitments individually and collectively, towards advancing all 17 SDGs (hereunder grouped within 4 P's – Peace, People, Planet and Prosperity).

Pledge to make sustainable development along the SDG framework an integral and essential part of our own core business, operations, budgets and projects.

Commit to seeking out expertise from and constructive dialogue with external partners, in order to align our efforts and ensure policy coherence in advancing the sustainable development agenda.

Aim where possible to advance and leverage our own efforts through multi-stakeholder and multi-sectoral partnerships, along tangible Key Performance Indicators (KPIs) and subject to regular reporting and evaluation mechanisms, towards advancing concrete SDGs at a subnational, national and international level.







# OVERVIEW 17 SDGs





# PEOPLE: NO POVERTY & ZERO HUNGER















# OVERVIEW 17 SDGs



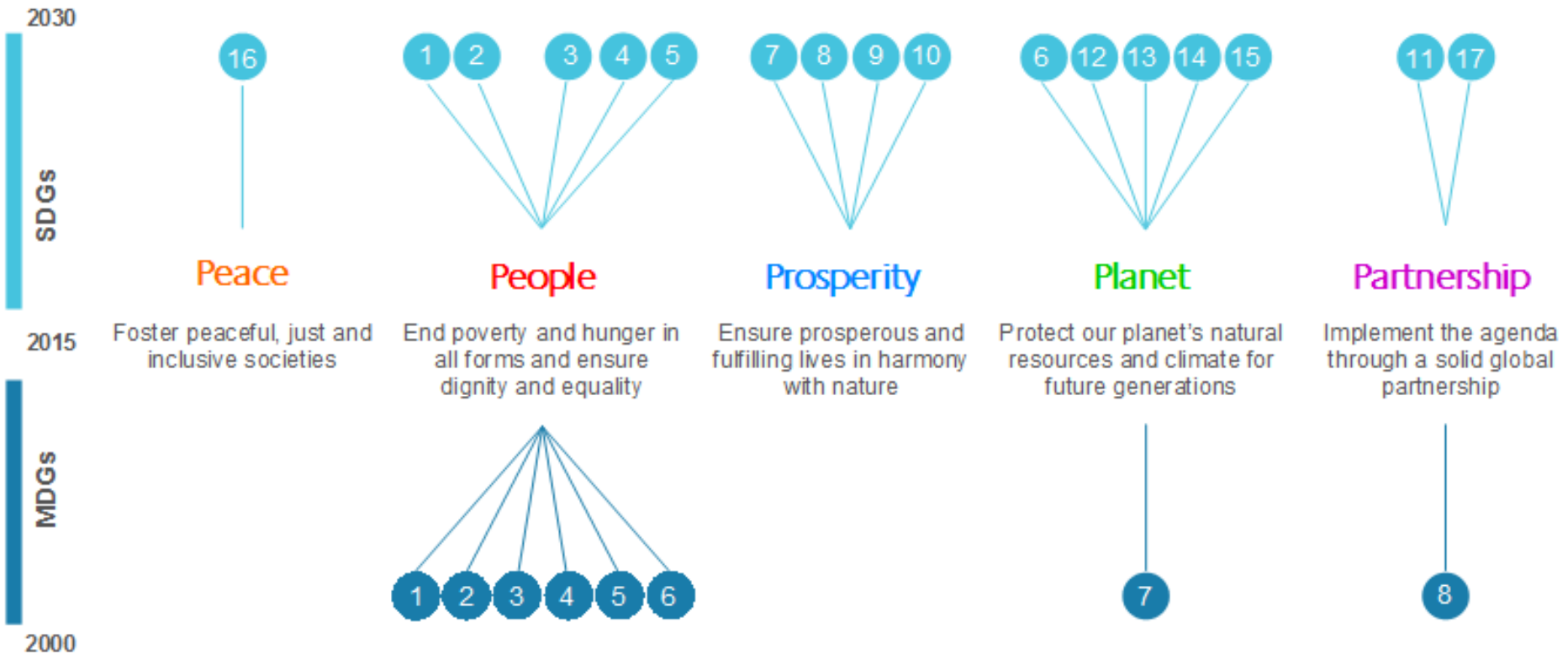
# 17 SUSTAINABLE DEVELOPMENT GOALS



# 5 Ps & 17 SUSTAINABLE DEVELOPMENT GOALS



# MDGs (2000-2015) versus POST-2015 AGENDA (2016-2030)







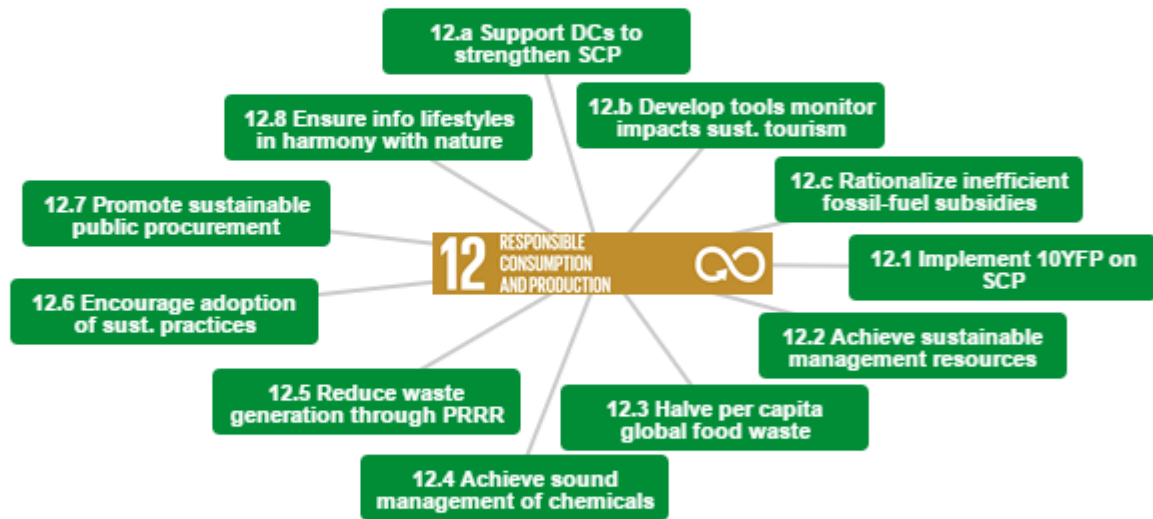
Persoonlijke prioriteiten	
1.	
2.	
3.	

Gemeenschappelijke prioriteiten	
1.	
2.	
3.	

# SDG SYNERGIES: 17 GOALS, 169 TARGETS & 229 INDICATORS



- 1** NO POVERTY
- 2** NO HUNGER
- 3** GOOD HEALTH AND WELL-BEING
- 4** QUALITY EDUCATION
- 5** GENDER EQUALITY
- 6** CLEAN WATER AND SANITATION
- 7** AFFORDABLE AND CLEAN ENERGY
- 8** GOOD JOBS AND ECONOMIC GROWTH
- 9** INDUSTRY, INNOVATION AND INFRASTRUCTURE
- 10** REDUCED INEQUALITIES
- 11** SUSTAINABLE CITIES AND COMMUNITIES
- 13** CLIMATE ACTION
- 14** LIFE BELOW WATER
- 15** LIFE ON LAND
- 16** PEACE, JUSTICE AND STRONG INSTITUTIONS
- 17** PARTNERSHIPS FOR THE GOALS



Sustainable Development Goal	Target	Indicator
------------------------------	--------	-----------



**17 Goals** (Doelstellingen)

**169 Subgoals** (Subdoelstellingen)

**126 Targets** (Meetbare doelen)

**43 Means of Implementation** (Implementatiemiddelen) (Goal 17)

**229 Indicators** (Indicatoren)

Inter-Agency Expert Group on SDG Indicators (IAEG-SDGs)



"The 2030 Agenda for Sustainable Development is a major step forward for human rights.

The Agenda reminds us that human rights include the right to development, and that society is only as strong as its weakest member.

The integrated, indivisible and universal nature of the 17 Sustainable Development Goals is deeply rooted in universal human rights."

**Ban Ki-moon**

Secretary-General of the United Nations  
at #HRC31 in Geneva








## Human Rights & SDGs

“Agenda 2030 covers issues related to all Human Rights”

156 of the 169 targets are inextricably linked with human rights instruments

Sustainable Development Goals		Related human rights *
<p><b>1</b> NO POVERTY</p> 	<p><b>End poverty in all its forms everywhere</b></p> <p>Targets include eradicating extreme poverty; implementing social protection measures; and ensuring equal access of men and women to economic resources.</p>	<ul style="list-style-type: none"> <li>• <b>Right to an adequate standard of living</b> [UDHR art. 25; ICESCR art. 11; CRC art. 27]</li> <li>• <b>Right to social security</b> [UDHR art. 22; ICESCR art. 9; CRPD art. 28; CRC art. 26]</li> <li>• <b>Equal rights of women in economic life</b> [CEDAW arts. 11, 13, 14(2)(g), 15(2), 16(1)]</li> </ul>
<p><b>2</b> ZERO HUNGER</p> 	<p><b>End hunger, achieve food security and improved nutrition, and promote sustainable agriculture</b></p> <p>Targets include ending hunger and malnutrition; improving agricultural production, sustainable and resilient food production; correcting trade distortions, and ensuring functioning food commodity markets.</p>	<ul style="list-style-type: none"> <li>• <b>Right to adequate food</b> [UDHR art. 25; ICESCR art. 11; CRC art. 24(2)(c)]</li> <li>• <b>International cooperation</b>, including ensuring equitable distribution of world food supplies [UDHR art. 28; ICESCR arts. 2(1), 11(2)]</li> </ul>
<p><b>3</b> GOOD HEALTH AND WELL-BEING</p> 	<p><b>Ensure healthy lives and promote well – being for all at all ages</b></p> <p>Targets include reducing maternal mortality; ending preventable child deaths; ending or reducing AIDS other diseases; universal health coverage, affordable essential medicines, sexual and reproductive health care; vaccine research, and access to medicines.</p>	<ul style="list-style-type: none"> <li>• <b>Right to life</b> [UDHR art. 3; ICCPR art. 6], particularly of women [CEDAW art. 12] and children [CRC art. 6]</li> <li>• <b>Right to health</b> [UDHR art. 25; ICESCR art. 12], particularly of women [CEDAW art. 12]; and children [CRC art.24]</li> <li>• <b>Special protection for mothers and children</b> [ICESCR art.10]</li> <li>• <b>Right to enjoy the benefits of scientific progress and its application</b> [UDHR art. 27; ICESCR art. 15(1)(b)]</li> <li>• <b>International cooperation</b> [UDHR art. 28, DRTD arts. 3-4], particularly in relation to the right to health and children’s rights [ICESCR art. 2(1); CRC art. 4]</li> </ul>



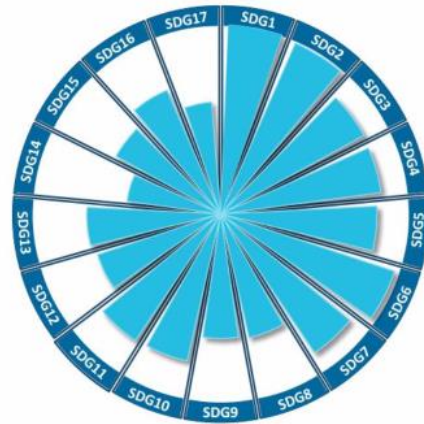
## Belgium

OVERALL SDG PERFORMANCE	Global rank	Score or value	Regional average
<b>SDG Index</b>	<b>12 (of 149)</b>	<b>77.4 /100</b>	<b>75.3 /100</b>

### Comparison with other development metrics

Human Development Index, 2014	21 (of 188)	0.89 /1	0.88 /1
Subjective Wellbeing, 2015	19 (of 149)	6.9 /10	6.6 /10
GDP per capita, PPP, 2015	20 (of 149)	US\$ 43629	US\$ 40671
Global Competitiveness Ind., 2016	19 (of 140)	5.2 /10	4.9 /10
Environmental Perf. Index, 2016	41 (of 180)	80.2 /100	84.4 /100

### AVERAGE PERFORMANCE BY SDG



### SDG DASHBOARD



### Belgium - Performance by indicator

Indicator	Value	Rating
<b>SDG1</b>		
Poverty headcount ratio at \$1.90 a day (%)	0	●
Poverty line 50% (%)	10	●
<b>SDG2</b>		
Prevalence of undernourishment (%)	1.2	●
Cereal yield (t/ha)	9.5	●
Prevalence of stunting, under-5s (%)	n/a	●
Prevalence of wasting, under-5s (%)	n/a	●
Sust. Nitrogen Management Index (0-1)	n/a	●
Prevalence of adult obesity (%)	20.2	●
<b>SDG3</b>		
Under 5 mortality (per 1000 live births)	4.1	●
Maternal mortality (per 100,000 live births)	7	●
Neonatal mortality (per 1000 live births)	2.2	●
Physician density (per 1000)	3.8	●
Incidence of tuberculosis (per 100,000)	9	●
Traffic deaths (per 100,000)	6.7	●
Adolescent fertility (births per 1000)	7.2	●
Subjective wellbeing (0-10)	6.9	●
Healthy life expectancy at birth (years)	71	●
Infants who receive 8 WHO vaccines (%)	96	●
Daily smokers (% aged 15+)	18.9	●
<b>SDG4</b>		
Expected years of schooling (years)	16.3	●
Literacy rate of 15-24 year olds (%)	n/a	●
Net primary school enrolment rate (%)	98.3	●
Population with tertiary education (%)	34.6	●
PISA score (0-600)	509.7	●
Share upper secondary education (%)	81.9	●
<b>SDG5</b>		
Women in national parliaments (%)	39.3	●
Female years of schooling (% male)	95.6	●
Female labor force participation (% male)	81.2	●
Unmet demand for contraceptives (%)	13.5	●
Gender wage gap (% male wage)	6.4	●
<b>SDG6</b>		
Access to improved water (%)	100	●
Access to improved sanitation (%)	99.5	●
Freshwater withdrawal (%)	33.7	●
<b>SDG7</b>		
Access to electricity (%)	100	●
Access to non-solid fuels (%)	95	●
CO <sub>2</sub> from fuels & electricity (MtCO <sub>2</sub> /TWh)	1.1	●
Renewable energy in final consumption (%)	5.1	●
<b>SDG8</b>		
Automated teller machines (per 100,000)	93.9	●
Adjusted growth rate (%)	-1.5	●
Youth not in emp., education, training (%)	15	●
Child labor (%)	0	●
Employment-to-population ratio (%)	56.8	●

Indicator	Value	Rating
<b>SDG9</b>		
R&D expenditures (% GDP)	2.2	●
R&D researchers (per 1000 employed)	10.3	●
Logistics Performance Index (1-5)	4.1	●
Quality of overall infrastructure (1-7)	5.4	●
Mobile broadband subscriptions (per 100)	46	●
Internet use (%)	85	●
Patent applications (per million)	107.2	●
<b>SDG10</b>		
Gini index (0-100)	33	●
Palma ratio	0.9	●
PISA Social Justice Index (0-10)	6.2	●
<b>SDG11</b>		
PM <sub>2.5</sub> in urban areas (µg/m <sup>3</sup> )	18.5	●
Rooms per person	2.2	●
Improved water source, piped (%)	100	●
<b>SDG12</b>		
Wastewater treated (%)	60	●
Non-recycled municipal solid waste (kg/person/year)	0.9	●
<b>SDG13</b>		
CO <sub>2</sub> emissions from energy (tCO <sub>2</sub> /capita)	8.8	●
Climate change vulnerability (0-1)	0.1	●
<b>SDG14</b>		
Ocean Health Index - Clean waters (0-100)	77.4	●
Ocean Health Index - Biodiversity (0-100)	92.8	●
Ocean Health Index - Fisheries (0-100)	63	●
Marine sites, completely protected (%)	0	●
Fish stocks overexploited or collapsed (%)	n/a	●
<b>SDG15</b>		
Red List Index of species survival (0-1)	1	●
Annual change in forest area (%)	7.7	●
Terrestrial sites, completely protected (%)	16.2	●
<b>SDG16</b>		
Homicides (per 100,000)	1.6	●
Prison population (per 100,000)	108	●
Feel safe walking at night (%)	69.6	●
Corruption Perception Index (0-100)	77	●
Registered births (%)	100	●
Government efficiency (1-7)	3.9	●
Property rights (1-7)	5.4	●
<b>SDG17</b>		
Official development assistance (% GNI)	0.4	●
Tax revenue (% GDP)	n/a	●
Health, Education & R&D spending (% GDP)	20	●

Detailed metadata and quantitative thresholds used for each indicator are available online at [www.sdindex.org](http://www.sdindex.org). Data refer to the most recent year available during the period specified in the metadata.





## WORKING PAPER 7-16

### Vooruitgang naar de duurzame-ontwikkelingsdoelstellingen van de VN

Balans 2016

Juni 2016

Task Force Duurzame Ontwikkeling

Kunstlaan 47-49  
1000 Brussel

e-mail: [sustdev@plan.be](mailto:sustdev@plan.be)  
<http://www.plan.be>

Tabel 4 Balans 2016 van de vooruitgang naar de VN-doelstellingen voor duurzame ontwikkeling


SDG <sup>1</sup>	Indicator	Uitdaging	Doelstelling/ cijferdoel	Evaluatie
1	1. Risico op armoede of sociale uitsluiting	Soc.	1,17 miljoen	⊖
2	2. Obesitas bij volwassenen	Soc.	↘	⊖
	3. Oppervlakte biologische landbouw	CPP	↗	+
3	4. Sterfgevallen door cerebrovasculaire aandoeningen	Soc.	↘	+
	5. Verkeersdoden	Soc.	210	⊖
4	6. Vroegtijdige schoolverlaters	Soc.	0 %	⊖
	7. Levenslang leren	Soc.	↗	⊖
5	8. Tijd besteed aan huishoudelijk werk	Soc.	↘	⊖
	9. Vrouwelijke parlementsleden	Soc.	50 %	+
6	10. Nitraat in rivierwater	Milieu	↘	+
	11. Watervbruik per inwoner	CPP	↘	+
7	12. Hernieuwbare energie <sup>2</sup>	CPP	18%	⊖
	13. Finale energie-intensiteit <sup>2</sup>	CPP	1,95 MJ/€	⊖
8	14. bbp/inwoner	CPP	↗	+
	15. Werkloosheidsgraad	Soc.	↘	⊖
9	16. Vervoer van personen met de wagen <sup>2</sup>	CPP	65%	⊖
	17. Onderzoek en ontwikkeling	Gov.	3 % van het bbp	+
10	18. Armoederisico	Soc.	↘	⊖
	19. Gini-index	Soc.	↘	⊖
11	20. Uitstoot van fijn stof	Milieu	29,2 kt	+
12	21. Binnenlands materiaalverbruik	CPP	↘	⊖
	22. Gerecycleerd afval	CPP	↗	+
13	23. Slachtoffers van natuurrampen	Soc.	↘	⊖
	24. Uitstoot van broeikasgassen <sup>2</sup>	Milieu	104,9 Mt CO <sub>2</sub> eq.	⊖
14	25. Duurzame visvangst	Milieu	100 %	⊖
	26. Mariene oppervlakte in het Natura 2000-gebied	Milieu	10 %	+
15	27. Landoppervlakte in het Natura 2000-gebied	Milieu	↗	⊖
	28. Populatie weidevogels	Milieu	↗	⊖
16	29. Veiligheidsgevoel in de openbare ruimte	Soc.	↗	⊖
	30. Vertrouwen in instellingen	Soc.	↗	⊖
17	31. Officiële ontwikkelingshulp	Gov.	0,7 % van het bbp	⊖

Nota's: CPP = Consumptie- en productiepatronen, Soc = Sociaal, Gov = Governance.

1 - De lijst met SDGs staat in tabel 1.

2 - Indicatoren waarvoor de voortzetting van de trend berekend werd op basis van bestaande FPB-projecties.

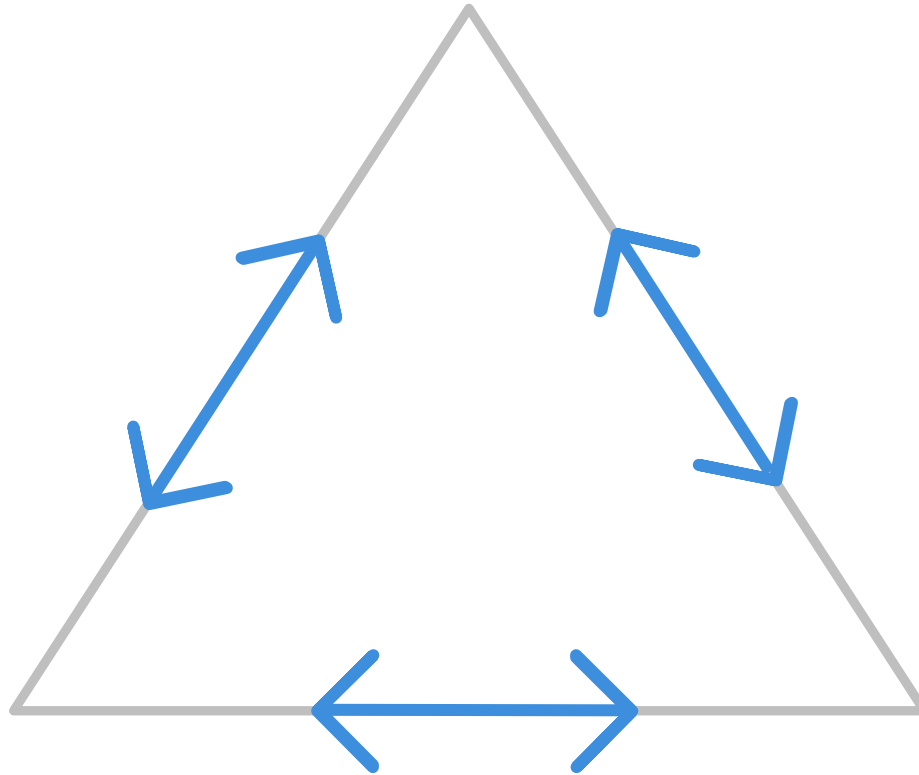








## Agenda 2030 & 17 Sustainable Development Goals



### Businesses

- Global Compact
- UNGP on Business & Human Rights
- Paris Agreement on Climate Change

### Local Authorities

- Habitat III: New Urban Agenda
- Paris Agreement on Climate Change
- Sendai Framework for Disaster Risk Reduction



## DUURZAME ONTWIKKELINGS DOELSTELLINGEN

17 DOELSTELLINGEN OM ONZE WERELD TE TRANSFORMEREN





# HEALTH IN THE SDG ERA







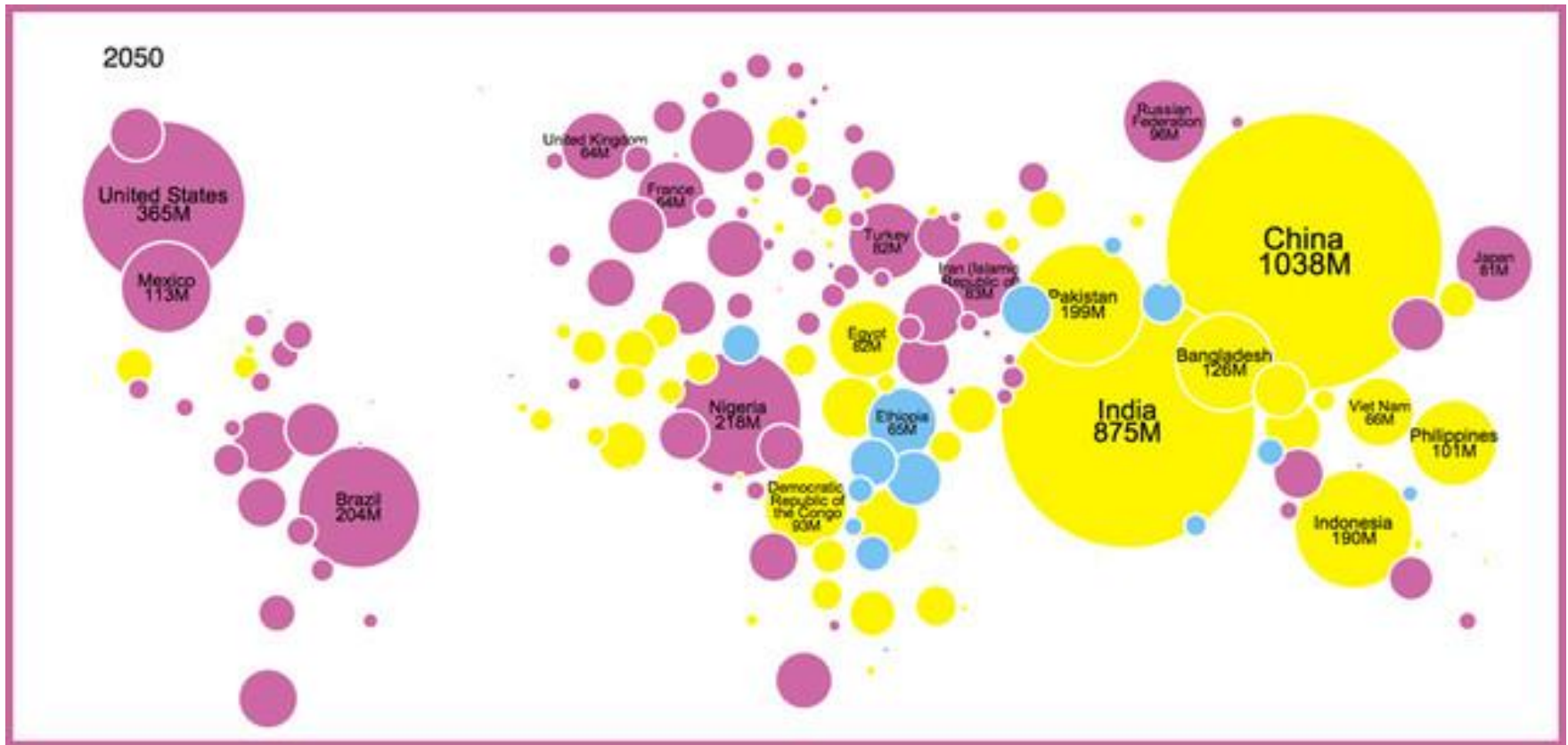








# UN: BY 2050, 70% OF THE WORLD'S POPULATION WILL BE URBAN





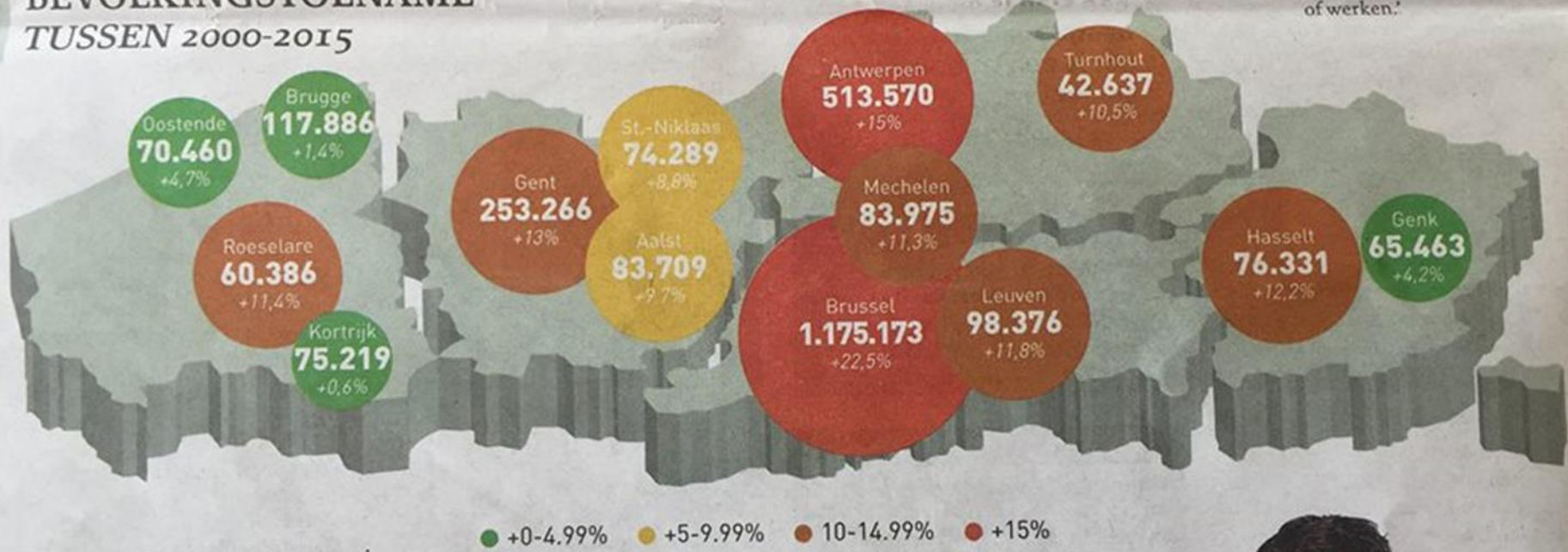




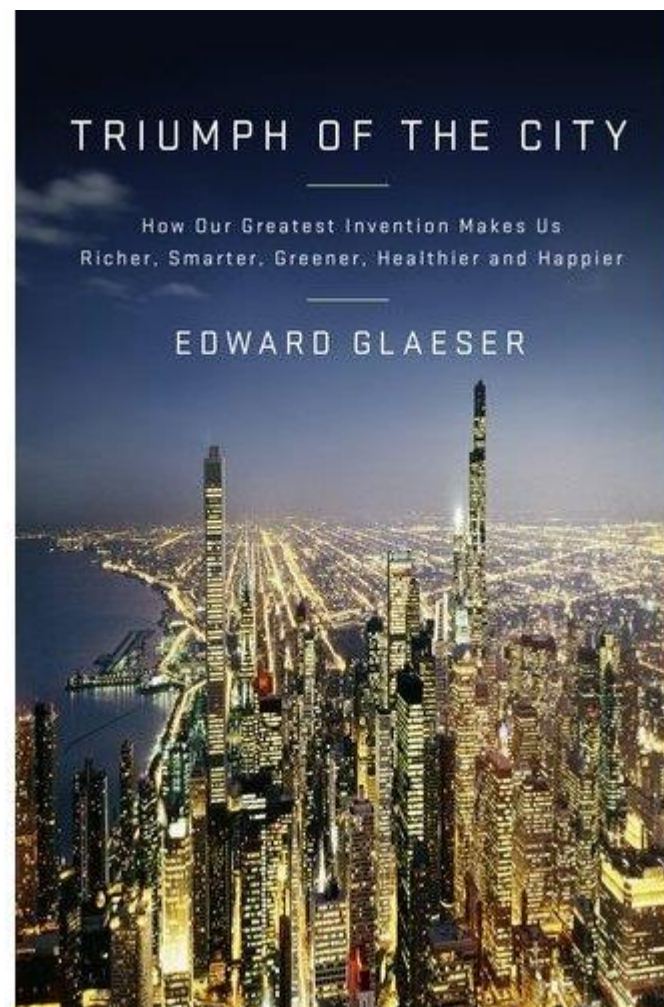
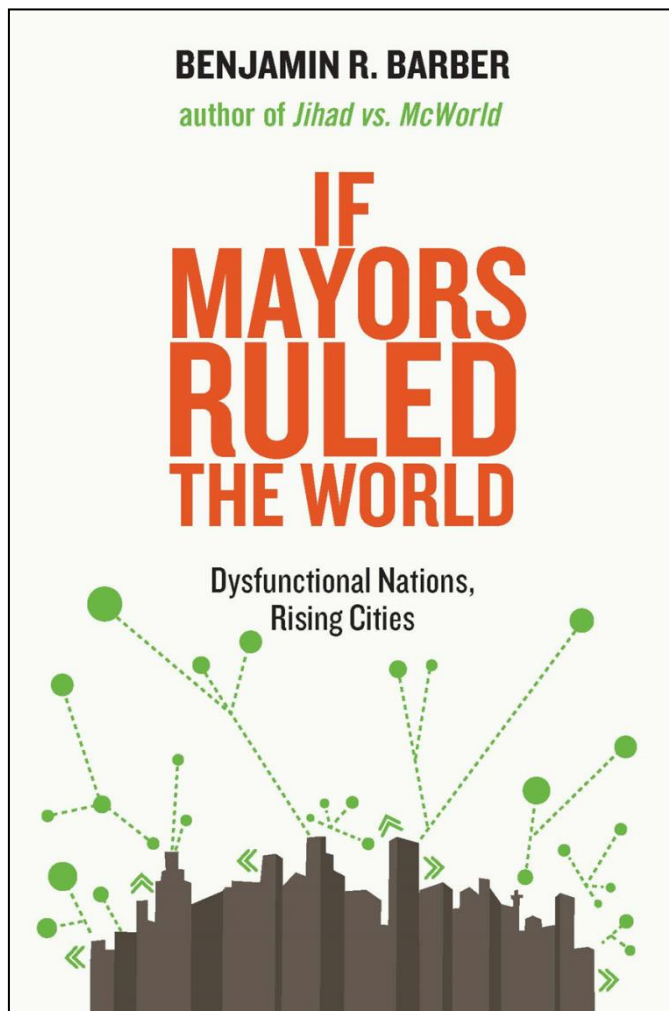


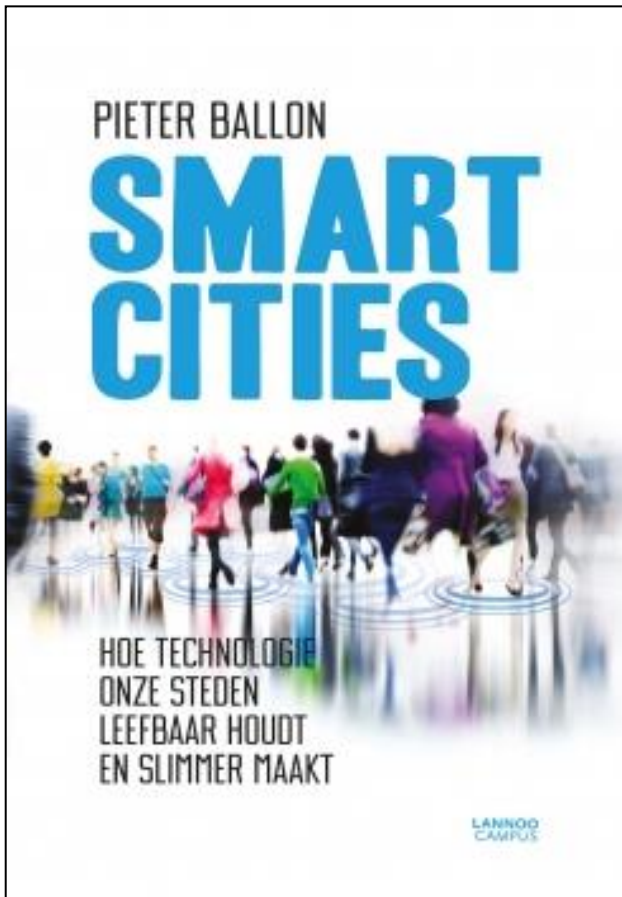
## BEVOLKINGSTOENAME TUSSEN 2000-2015

waar je ging winkelen, studeren  
of werken.



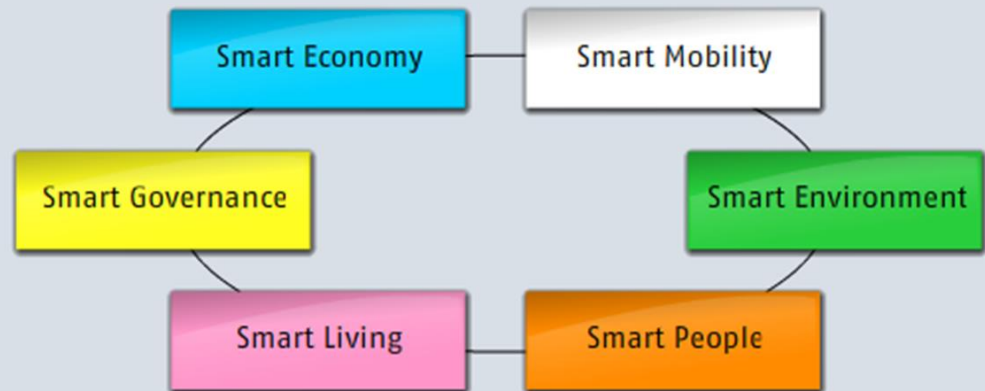






## The smart city model

A Smart City is a city well performing in 6 characteristics, built on the 'smart' combination of endowments and activities of self-decisive, independent and aware citizens.





# COMMITTED TO THE GLOBAL GOALS?



# WHAT WILL BE YOUR LEGACY?





Stad KORTRIJK




Copyright © 2017 CIFAL Flanders. All rights reserved | cifal-flanders.org







sdg<sub>s.be</sub> HOME BELEID SDGS SDG VOICES SDG INITIATIEVEN RESOURCES NIEUWS CONTACT



In de SDG brochure staan de 17 doelstellingen opgesomd en heeft een aangename en leesbare lay-out. Bekijk de online versie via onderstaande knop.

LEES DE SDG BROCHURE

**Maak jouw SDG-initiatief kenbaar** - Registreer nu en laat iedereen weten wat jouw organisatie doet

REGISTREER NU

1 GEEN ARMOEDE 2 GEEN HONGER 3 GOEDE BEKINDHEID EN WELZIJN



ZOEK EEN INITIATIEF

NIEUWS ALLE NIEUWSBERICHTEN

NEDERLAND MEET DE SDGS EN GEEFT STAND VAN ZAKEN

sdg<sub>s.be</sub> ACCUEIL LA POLITIQUE LES SDGS SDG VOICES INITIATIVES SDGS RESSOURCES ACTUALITÉS CONTACT



Les Awards for Best Belgian Sustainability Reports récompensent les organisations qui rapportent de manière transparente leurs données sociales, environnementales et de...

LIRE LA SUITE

**Faites connaître votre initiative SDG** - Connectez-vous et faites savoir à tout le monde ce que fait votre organisation

S'INSCRIRE

1 PAS DE PAUVRETÉ 2 FAIM -ZERO- 3 BONNE SANTÉ ET BIEN-ÊTRE



RECHERCHER UNE INITIATIVE

ACTUALITÉS TOUT VOIR

LES PAYS-BAS MESURENT LES SDGS ET FONT UN ÉTAT DES LIEUX





<https://sustainabledevelopment.un.org>

[www.globalgoals.org](http://www.globalgoals.org)

<http://unstats.un.org/sdgs>

[http://uneplive.unep.org/portal#.Vkxlr\\_-FOUI](http://uneplive.unep.org/portal#.Vkxlr_-FOUI)

<http://unsdsn.org>





## FOLLOW CIFAL FLANDERS ON SOCIAL MEDIA



cifal-flanders



CifalFlanders



CIFAL Flanders



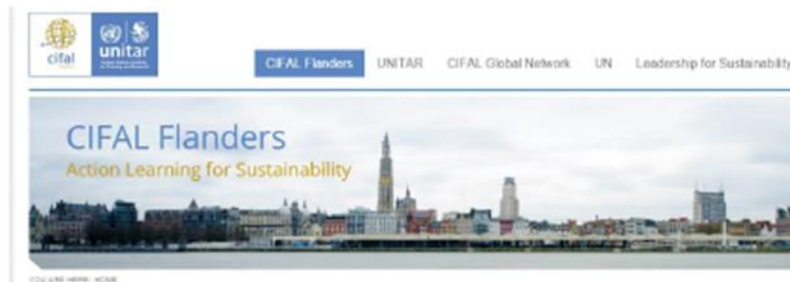
CIFAL Flanders



CIFAL Flanders

## HAVE A LOOK AT OUR NEW WEBSITE

[WWW.CIFAL-FLANDERS.ORG](http://WWW.CIFAL-FLANDERS.ORG)





CIFAL Flanders | UNITAR

Grote Markt 1, 2000 Antwerpen, Belgium

[www.cifal-flanders.org](http://www.cifal-flanders.org) | [www.unitar.org](http://www.unitar.org)

Contact person:

Peter Wollaert, UNITAR Fellow | Managing Director

[peter.wollaert@unitar.org](mailto:peter.wollaert@unitar.org)