



*The Sustainable Development Goals
A Global Vision for Local Policy & Action*

*Peter Wollaert
UNITAR Fellow
Managing Director CIFAL Flanders*

UN City Hall Talk #7, Kortrijk 29 05 2017

Een samenwerking tussen stad Kortrijk en CIFAL Flanders, met steun van de
Nationale Loterij.



cifal
Flanders



unitar
United Nations Institute for Training and Research



**HONOURING OUR
HEROES**

**INTERNATIONAL DAY
of UNITED NATIONS
PEACEKEEPERS 29 MAY**



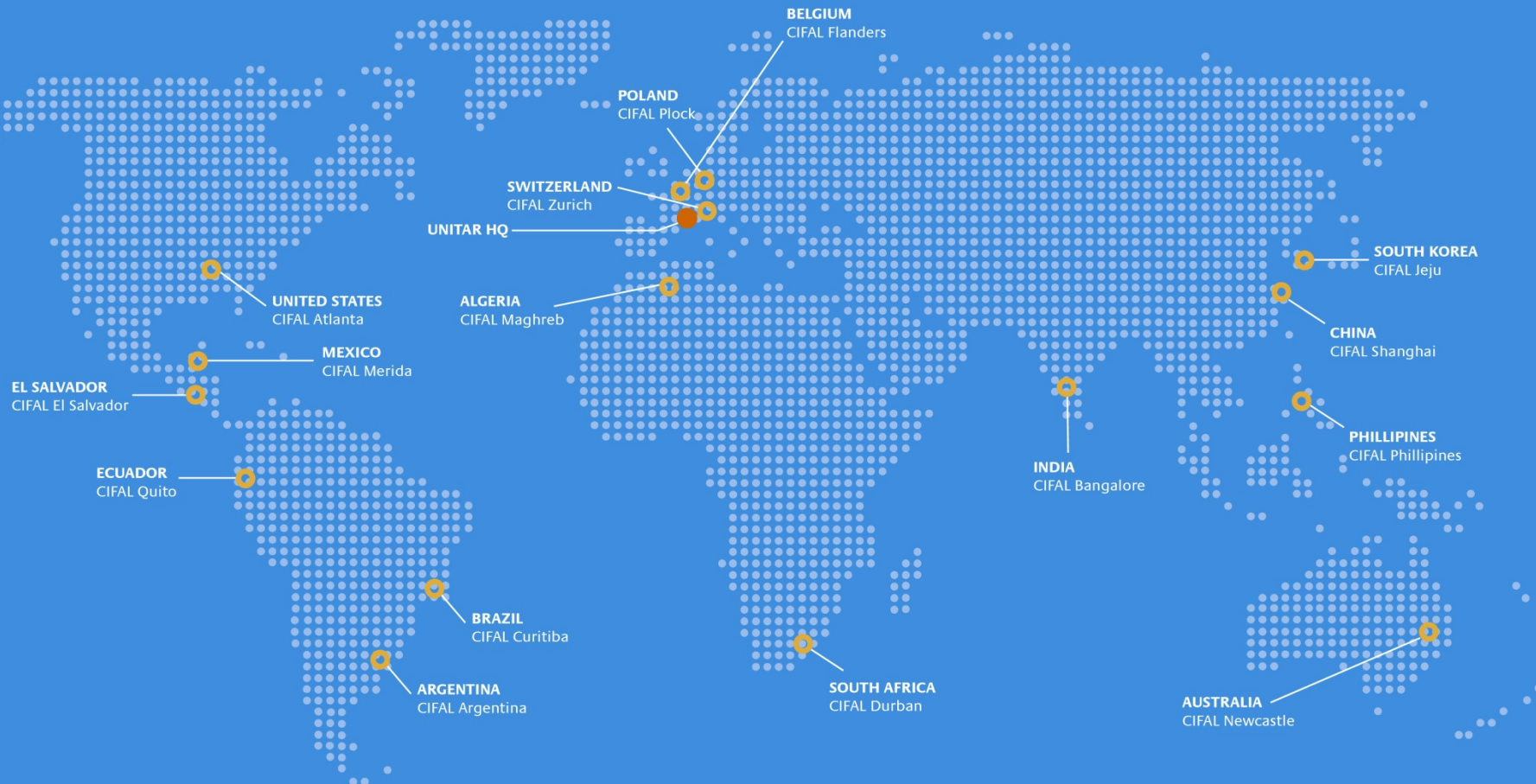
More than a million people have served as UN peacekeepers since 1948.



#TOGETHER4PEACE
UN.ORG/PEACEKEEPING



CIFAL GLOBAL NETWORK: HQ GENEVA & 16 REGIONAL HUBS





BUILDING LOCAL CAPACITY FOR AGENDA 2030






PILOT PROJECT: MANAGEMENT TEAM CITY OF ANTWERP (“BBC”)














SUSTAINABLE DEVELOPMENT GOALS



Developed in collaboration with **TROLLBÄCK+COMPANY** | TheGlobalGoals@trollback.com | +1.212.529.1010
For queries on usage, contact: dpicampaigns@un.org


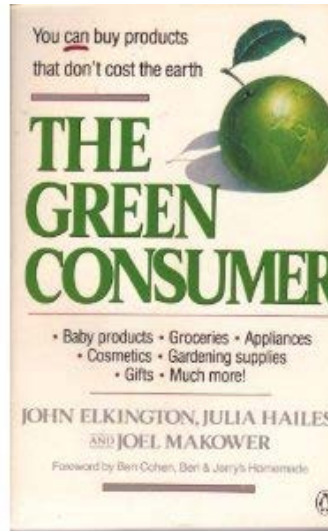







Sustainable development is development that meets the needs of the present without compromising the ability of future generations to meet their own needs.

Gro Harlem Brundtland





The 8
Millennium
Development
Goals





When?	2000-2015	2016-2030
Theme?	Poverty	Sustainable Development
Who?	United Nations	Participatory Process
Where?	Developing Countries	Universal
Amount?	8 goals	17 goals



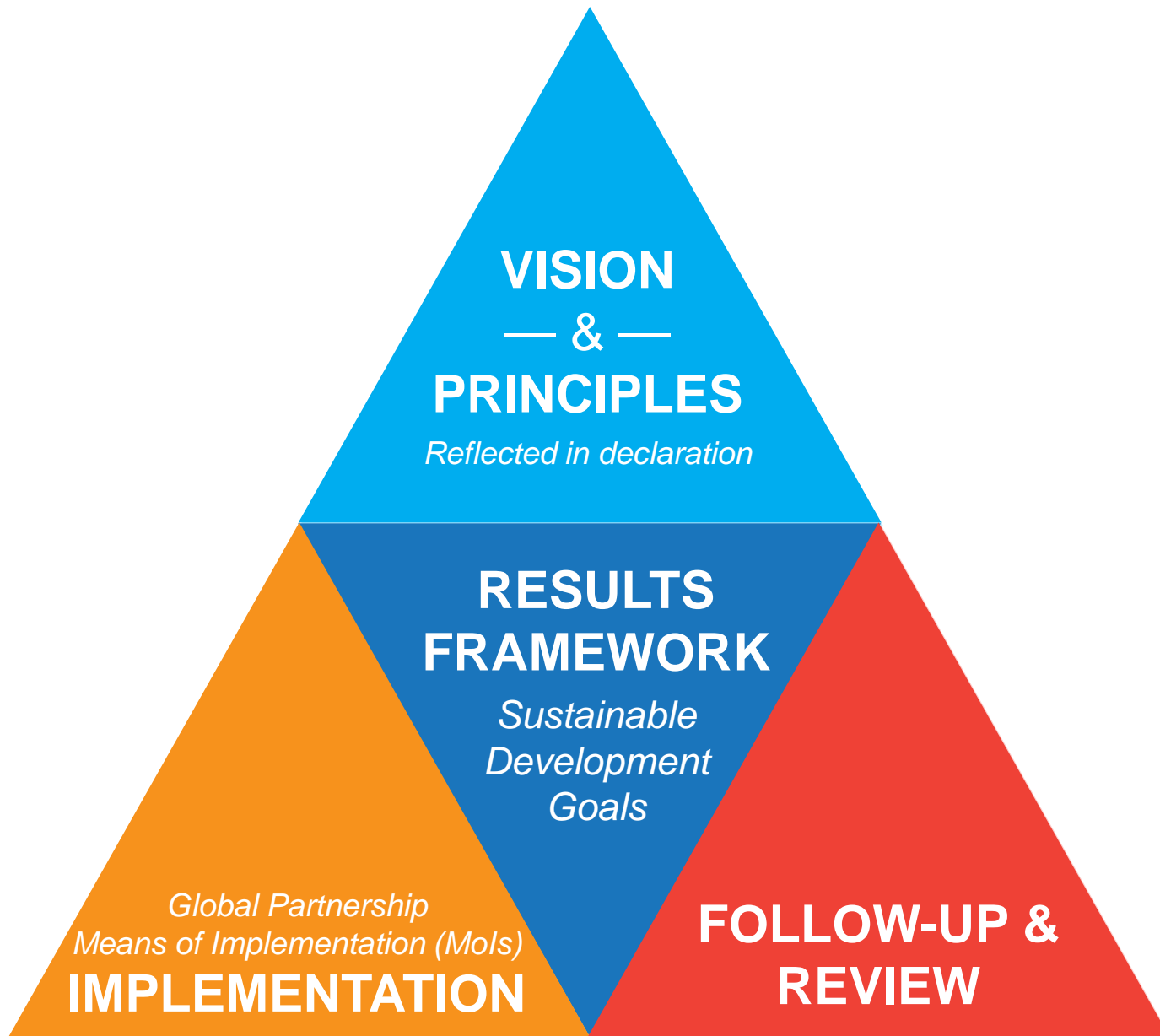
Persoonlijke prioriteiten	
1.	
2.	
3.	

Gemeenschappelijke prioriteiten	
1.	
2.	
3.	



Persoonlijke prioriteiten	
1.	
2.	
3.	

Gemeenschappelijke prioriteiten	
1.	
2.	
3.	











UNESCO

United Nations
Educational, Scientific and
Cultural Organization

[ABOUT US](#) [THEMES](#) [COUNTRIES](#) [PARTNERSHIPS](#) [JOIN US](#) [RESOURCES](#)

Home > Home

"Building peace in the minds of men and women"



In Commonwealth Lecture, a call to educate for inclusion, dialogue and peace



SUSTAINABLE DEVELOPMENT GOALS

▼ Director-General



Irina Bokova

- Who we are
- What we do
- How we do it
- Where we work

NEWS

All



UNESCO launches new Competency Framework
This new framework seeks to clearly articulate the expected behavioral standards required of UNESCO staff and to provide renewed clarity on the core

EVENTS

All | Cultural | in Paris



[DONATE](#) [GET INVOLVED](#)

List of all [Prizes](#) and [Celebrations](#)

22 FEBRUARY 2016 TO 28 FEBRUARY 2016
4th session of the Plenary of the Intergovernmental Science-Policy Platform on Biodiversity and Ecosystem Services (IPBES)

28 FEBRUARY 2016 TO 27 FEBRUARY 2016
Intergovernmental Committee for Physical Education and Sport (CIGEPS) - Ordinary Session and Joint Meeting with the Permanent



Reforming UNESCO


ESSENTIAL READING



Aanbevelingen voor het besturen van socialprofitorganisaties

Aandachtspunten en goede praktijken

 Koning
Boudewijnstichting
Samen werken aan een betere samenleving



The screenshot shows the GUBERNA website homepage. At the top, there is a navigation bar with the GUBERNA logo (Institut voor Bestuurders / Institut des Administrateurs) and language options (FR, NL). Below the navigation bar, there is a main header with a home icon and menu items: GOED BESTUUR, ACTIVITEITEN, OPLEIDINGEN, SERVICES & TOOLS, PUBLICATIES, and OVER GUBERNA. The main content area features a large image of a wooden ship's steering wheel with a teal overlay containing the text "Stimulating the governance reflex" and "3 of 5". Below this image is a paragraph of text about GUBERNA's mission. To the right of the main content, there is a sidebar with a "My GUBERNA Login" button, a search bar, a "Lid worden?" button with the text "10 redenen om lid te worden!", and an "Agenda" section listing events for April and May 2016. At the bottom of the main content area, there are two columns: "In de kijker" featuring a cartoon titled "Cartoons 'Dag van de Bestuurder' 2016!" and "Nieuws" featuring articles like "Groeien: uw Raad weet raad!" and "Public consultation: Building a Capital Markets Union".

GUBERNA
INSTITUUT VOOR BESTUURDERS
INSTITUT DES ADMINISTRATEURS

FR NL

Lid worden Nieuwsbrief Contact


GOED BESTUUR ACTIVITEITEN OPLEIDINGEN SERVICES & TOOLS PUBLICATIES OVER GUBERNA

Stimulating the governance reflex 3 of 5

GUBERNA, het Instituut voor Bestuurders, heeft als doelstelling het bevorderen van deugdelijk bestuur in al zijn dimensies en voor alle types bedrijven. Zij doet dit zowel door het sensibiliseren, informeren en opleiden. Om deze doelstelling te realiseren vormt GUBERNA en haar leden (bestuurders, CEOs en topmanagers) een dynamisch platform voor de uitwisseling van ervaringen en de overdracht van kennis inzake governance.

In de kijker

Cartoons 'Dag van de Bestuurder' 2016!



[Meer cartoons](#)

Nieuws

Groeien: uw Raad weet raad !
Interactieve sessies voor KMO's mbt "deugdelijk bestuur en groei"
[Lees meer](#)

Public consultation: Building a Capital Markets Union
[Lees meer](#)

Merkelijke vooruitgang rond Federaal aandeelhouderschap &

My GUBERNA Login

Lid worden?
10 redenen om lid te worden!

Agenda



25 APR 2016 de Week van de Ondernemers van 25 tot 28 april
Overal in België Workshops en Lezingen

27 APR 2016 Groeien? Uw Raad weet raad! Sessie 6/7 (Cyclus...
Gent – ING Business Centre Gent (Zuiderpoort)
Activiteit in samenwerking
[GUBERNA](#)

28 APR 2016 Regionaal Ledenforum - Bel&Bo - Michel Delfosse
Deerlijk Ledenforum
[GUBERNA](#)

11 MEI 2016 Opleiding Board Effectiveness (Dag 5)
Gent Opleiding
[GUBERNA](#)





“A stakeholder is a person, group or organization that has interest or concern in an organization. Stakeholders can affect or be affected by the organization's actions, objectives and policies.”

Stakeholder Engagement Standard (SES) AA 1000
www.accountability.org/standards/aa1000ses/index.html



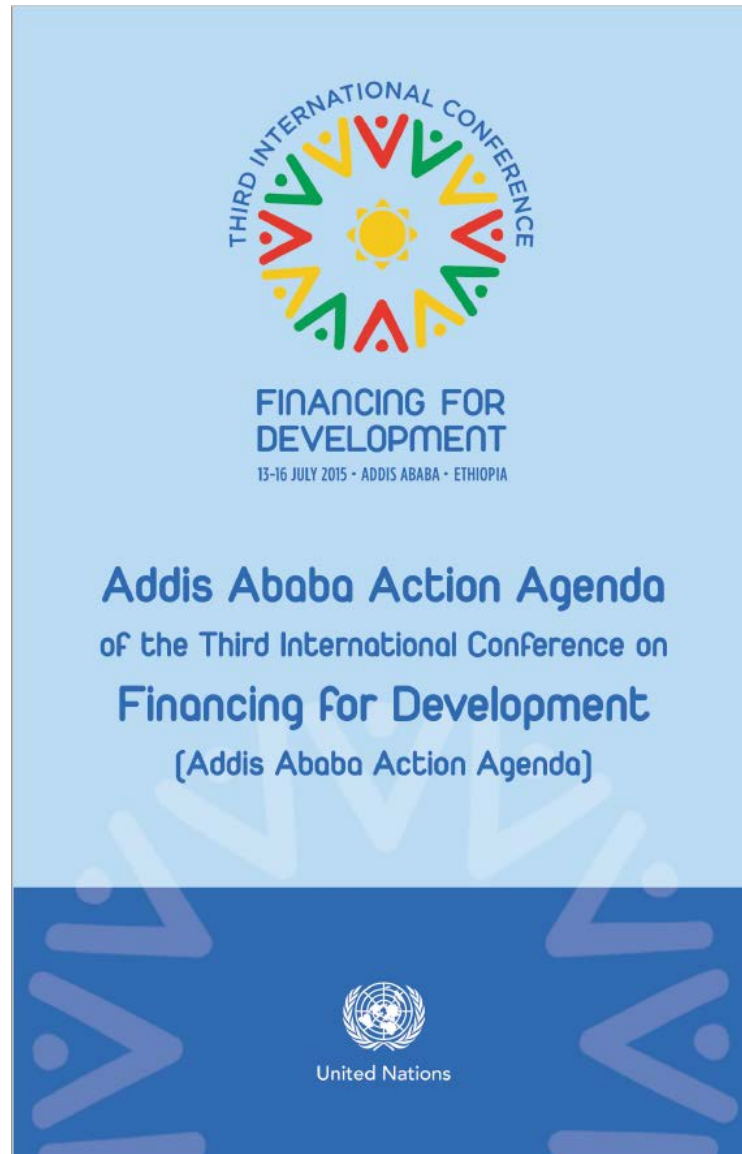
Finance

Technology

Capacity-Building

Trade

Systemic issues





BELGIAN SDG CHARTER

The Belgian SDG Charter on the role of private sector, civil society and public sector in international development

COMMITMENTS THE SDG CHARTER

Acknowledge the importance of our own roles and our shared responsibilities as private sector, civil society and public sector in the implementation of the 17 UN Sustainable Development Goals (SDGs).

Recognize the interdependence between the roles of the private sector, civil society and public sector, and the increasing need for these actors to work together- as true partners - in crafting impactful solutions to common global challenges.

Endorse the content of this Charter and its call for concrete commitments individually and collectively, towards advancing all 17 SDGs (hereunder grouped within 4 P's - Peace, People, Planet and Prosperity).

Pledge to make sustainable development along the SDG framework an integral and essential part of our own core business, operations, budgets and projects.

Commit to seeking out expertise from and constructive dialogue with external partners, in order to align our efforts and ensure policy coherence in advancing the sustainable development agenda.

Aim where possible to advance and leverage our own efforts through multi-stakeholder and multi-sectoral partnerships, along tangible Key Performance Indicators (KPIs) and subject to regular reporting and evaluation mechanisms, towards advancing concrete SDGs at a subnational, national and international level.





OVERVIEW 17 SDGs





PEOPLE: NO POVERTY & ZERO HUNGER











OVERVIEW 17 SDGs



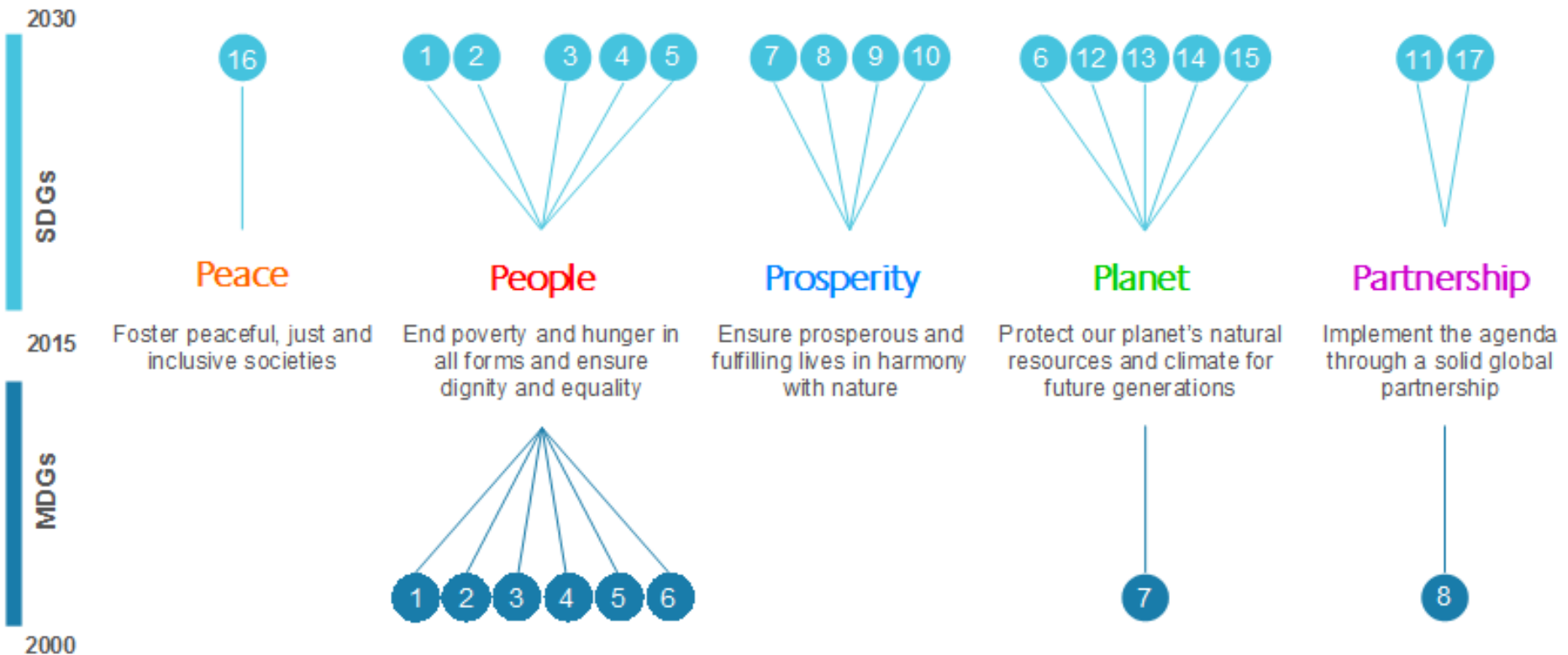
17 SUSTAINABLE DEVELOPMENT GOALS



5 Ps & 17 SUSTAINABLE DEVELOPMENT GOALS



MDGs (2000-2015) versus POST-2015 AGENDA (2016-2030)





Persoonlijke prioriteiten	
1.	
2.	
3.	

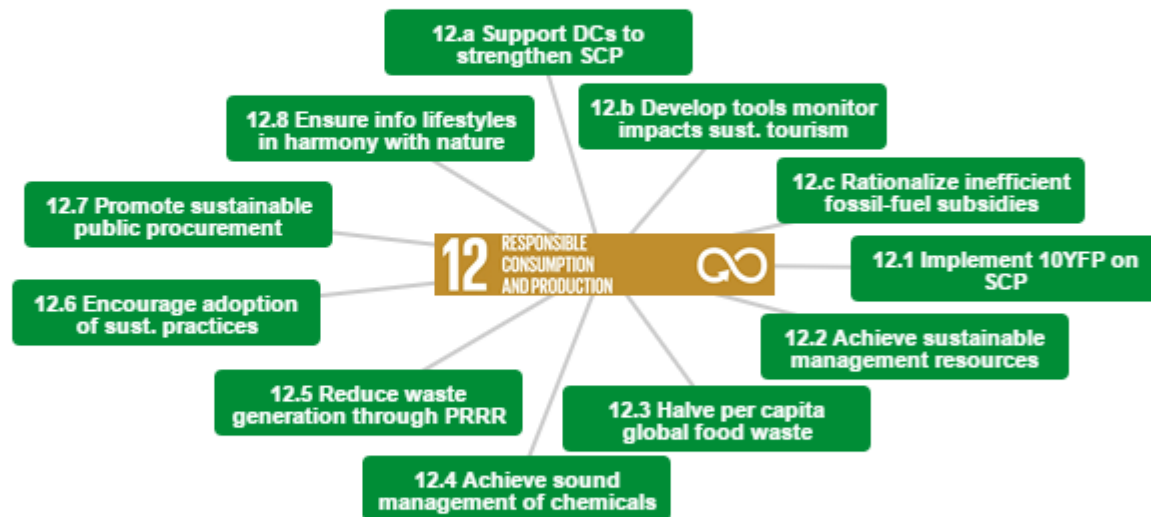
Gemeenschappelijke prioriteiten	
1.	
2.	
3.	

SDG SYNERGIES: 17 GOALS, 169 TARGETS & 229 INDICATORS



- 1** NO POVERTY
- 2** NO HUNGER
- 3** GOOD HEALTH AND WELL-BEING
- 4** QUALITY EDUCATION
- 5** GENDER EQUALITY
- 6** CLEAN WATER AND SANITATION
- 7** AFFORDABLE AND CLEAN ENERGY
- 8** GOOD JOBS AND ECONOMIC GROWTH
- 9** INDUSTRY, INNOVATION AND INFRASTRUCTURE
- 10** REDUCED INEQUALITIES
- 11** SUSTAINABLE CITIES AND COMMUNITIES

- 13** CLIMATE ACTION
- 14** LIFE BELOW WATER
- 15** LIFE ON LAND
- 16** PEACE, JUSTICE AND STRONG INSTITUTIONS
- 17** PARTNERSHIPS FOR THE GOALS





17 Goals (Doelstellingen)

169 Subgoals (Subdoelstellingen)

126 Targets (Meetbare doelen)

43 Means of Implementation (Implementatiemiddelen) (Goal 17)

229 Indicators (Indicatoren)

Inter-Agency Expert Group on SDG Indicators (IAEG-SDGs)



"The 2030 Agenda for Sustainable Development is a major step forward for human rights.

The Agenda reminds us that human rights include the right to development, and that society is only as strong as its weakest member.

The integrated, indivisible and universal nature of the 17 Sustainable Development Goals is deeply rooted in universal human rights."

Ban Ki-moon




Secretary-General of the United Nations
at #HRC31 in Geneva



Human Rights & SDGs

“Agenda 2030 covers issues related to all Human Rights”

156 of the 169 targets are inextricably linked with human rights instruments

Sustainable Development Goals		Related human rights *
<p>1 NO POVERTY</p> 	<p>End poverty in all its forms everywhere</p> <p>Targets include eradicating extreme poverty; implementing social protection measures; and ensuring equal access of men and women to economic resources.</p>	<ul style="list-style-type: none"> • Right to an adequate standard of living [UDHR art. 25; ICESCR art. 11; CRC art. 27] • Right to social security [UDHR art. 22; ICESCR art. 9; CRPD art. 28; CRC art. 26] • Equal rights of women in economic life [CEDAW arts. 11, 13, 14(2)(g), 15(2), 16(1)]
<p>2 ZERO HUNGER</p> 	<p>End hunger, achieve food security and improved nutrition, and promote sustainable agriculture</p> <p>Targets include ending hunger and malnutrition; improving agricultural production, sustainable and resilient food production; correcting trade distortions, and ensuring functioning food commodity markets.</p>	<ul style="list-style-type: none"> • Right to adequate food [UDHR art. 25; ICESCR art. 11; CRC art. 24(2)(c)] • International cooperation, including ensuring equitable distribution of world food supplies [UDHR art. 28; ICESCR arts. 2(1), 11(2)]
<p>3 GOOD HEALTH AND WELL-BEING</p> 	<p>Ensure healthy lives and promote well – being for all at all ages</p> <p>Targets include reducing maternal mortality; ending preventable child deaths; ending or reducing AIDS other diseases; universal health coverage, affordable essential medicines, sexual and reproductive health care; vaccine research, and access to medicines.</p>	<ul style="list-style-type: none"> • Right to life [UDHR art. 3; ICCPR art. 6], particularly of women [CEDAW art. 12] and children [CRC art. 6] • Right to health [UDHR art. 25; ICESCR art. 12], particularly of women [CEDAW art. 12]; and children [CRC art.24] • Special protection for mothers and children [ICESCR art.10] • Right to enjoy the benefits of scientific progress and its application [UDHR art. 27; ICESCR art. 15(1)(b)] • International cooperation [UDHR art. 28, DRTD arts. 3-4], particularly in relation to the right to health and children’s rights [ICESCR art. 2(1); CRC art. 4]

SDG INDEX & DASHBOARDS: BELGIUM AT PLACE 12 OF 149 COUNTRIES



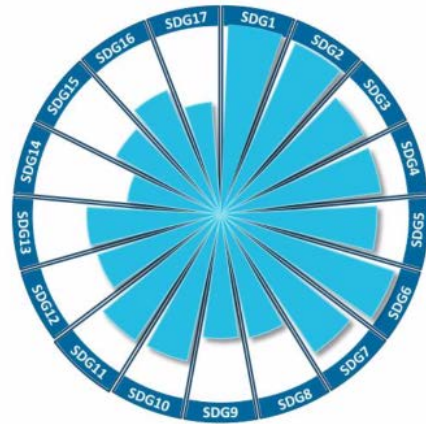
Belgium

OVERALL SDG PERFORMANCE	Global rank	Score or value	Regional average
SDG Index	12 (of 149)	77.4 /100	75.3 /100

Comparison with other development metrics

Human Development Index, 2014	21 (of 188)	0.89 /1	0.88 /1
Subjective Wellbeing, 2015	19 (of 149)	6.9 /10	6.6 /10
GDP per capita, PPP, 2015	20 (of 149)	US\$ 43629	US\$ 40671
Global Competitiveness Ind., 2016	19 (of 140)	5.2 /10	4.9 /10
Environmental Perf. Index, 2016	41 (of 180)	80.2 /100	84.4 /100

AVERAGE PERFORMANCE BY SDG



SDG DASHBOARD



Belgium - Performance by indicator

Indicator	Value	Rating
SDG1		
Poverty headcount ratio at \$1.90 a day (%)	0	●
Poverty line 50% (%)	10	●
SDG2		
Prevalence of undernourishment (%)	1.2	●
Cereal yield (t/ha)	9.5	●
Prevalence of stunting, under-5s (%)	n/a	●
Prevalence of wasting, under-5s (%)	n/a	●
Sust. Nitrogen Management Index (0-1)	n/a	●
Prevalence of adult obesity (%)	20.2	●
SDG3		
Under 5 mortality (per 1000 live births)	4.1	●
Maternal mortality (per 100,000 live births)	7	●
Neonatal mortality (per 1000 live births)	2.2	●
Physician density (per 1000)	3.8	●
Incidence of tuberculosis (per 100,000)	9	●
Traffic deaths (per 100,000)	6.7	●
Adolescent fertility (births per 1000)	7.2	●
Subjective wellbeing (0-10)	6.9	●
Healthy life expectancy at birth (years)	71	●
Infants who receive 8 WHO vaccines (%)	96	●
Daily smokers (% aged 15+)	18.9	●
SDG4		
Expected years of schooling (years)	16.3	●
Literacy rate of 15-24 year olds (%)	n/a	●
Net primary school enrolment rate (%)	98.3	●
Population with tertiary education (%)	34.6	●
PISA score (0-600)	509.7	●
Share upper secondary education (%)	81.9	●
SDG5		
Women in national parliaments (%)	39.3	●
Female years of schooling (% male)	95.6	●
Female labor force participation (% male)	81.2	●
Unmet demand for contraceptives (%)	13.5	●
Gender wage gap (% male wage)	6.4	●
SDG6		
Access to improved water (%)	100	●
Access to improved sanitation (%)	99.5	●
Freshwater withdrawal (%)	33.7	●
SDG7		
Access to electricity (%)	100	●
Access to non-solid fuels (%)	95	●
CO ₂ from fuels & electricity (MtCO ₂ /TWh)	1.1	●
Renewable energy in final consumption (%)	5.1	●
SDG8		
Automated teller machines (per 100,000)	93.9	●
Adjusted growth rate (%)	-1.5	●
Youth not in emp., education, training (%)	15	●
Child labor (%)	0	●
Employment-to-population ratio (%)	56.8	●

Indicator	Value	Rating
SDG9		
R&D expenditures (% GDP)	2.2	●
R&D researchers (per 1000 employed)	10.3	●
Logistics Performance Index (1-5)	4.1	●
Quality of overall infrastructure (1-7)	5.4	●
Mobile broadband subscriptions (per 100)	46	●
Internet use (%)	85	●
Patent applications (per million)	107.2	●
SDG10		
Gini index (0-100)	33	●
Palma ratio	0.9	●
PISA Social Justice Index (0-10)	6.2	●
SDG11		
PM2.5 in urban areas (µg/m ³)	18.5	●
Rooms per person	2.2	●
Improved water source, piped (%)	100	●
SDG12		
Wastewater treated (%)	60	●
Non-recycled municipal solid waste (kg/person/year)	0.9	●
SDG13		
CO ₂ emissions from energy (tCO ₂ /capita)	8.8	●
Climate change vulnerability (0-1)	0.1	●
SDG14		
Ocean Health Index - Clean waters (0-100)	77.4	●
Ocean Health Index - Biodiversity (0-100)	92.8	●
Ocean Health Index - Fisheries (0-100)	63	●
Marine sites, completely protected (%)	0	●
Fish stocks overexploited or collapsed (%)	n/a	●
SDG15		
Red List Index of species survival (0-1)	1	●
Annual change in forest area (%)	7.7	●
Terrestrial sites, completely protected (%)	16.2	●
SDG16		
Homicides (per 100,000)	1.6	●
Prison population (per 100,000)	108	●
Feel safe walking at night (%)	69.6	●
Corruption Perception Index (0-100)	77	●
Registered births (%)	100	●
Government efficiency (1-7)	3.9	●
Property rights (1-7)	5.4	●
SDG17		
Official development assistance (% GNI)	0.4	●
Tax revenue (% GDP)	n/a	●
Health, Education & R&D spending (% GDP)	20	●

Detailed metadata and quantitative thresholds used for each indicator are available online at www.sdindex.org. Data refer to the most recent year available during the period specified in the metadata.





WORKING PAPER 7-16

Vooruitgang naar de duurzame-ontwikkelingsdoelstellingen van de VN

Balans 2016

Juni 2016

Task Force Duurzame Ontwikkeling

Kunstlaan 47-49
1000 Brussel

e-mail: sustdev@plan.be
<http://www.plan.be>

Tabel 4 Balans 2016 van de vooruitgang naar de VN-doelstellingen voor duurzame ontwikkeling


SDG ¹	Indicator	Uitdaging	Doelstelling/ cijferdoel	Evaluatie
1	1. Risico op armoede of sociale uitsluiting	Soc.	1,17 miljoen	⊖
2	2. Obesitas bij volwassenen	Soc.	↘	⊖
	3. Oppervlakte biologische landbouw	CPP	↗	+
3	4. Sterfgevallen door cerebrovasculaire aandoeningen	Soc.	↘	+
	5. Verkeersdoden	Soc.	210	⊖
4	6. Vroegtijdige schoolverlaters	Soc.	0 %	⊖
	7. Levenslang leren	Soc.	↗	⊖
5	8. Tijd besteed aan huishoudelijk werk	Soc.	↘	⊖
	9. Vrouwelijke parlementsleden	Soc.	50 %	+
6	10. Nitraat in rivierwater	Milieu	↘	+
	11. Watervbruik per inwoner	CPP	↘	+
7	12. Hernieuwbare energie ²	CPP	18%	⊖
	13. Finale energie-intensiteit ²	CPP	1,95 MJ/€	⊖
8	14. bbp/inwoner	CPP	↗	+
	15. Werkloosheidsgraad	Soc.	↘	⊖
9	16. Vervoer van personen met de wagen ²	CPP	65%	⊖
	17. Onderzoek en ontwikkeling	Gov.	3 % van het bbp	+
10	18. Armoederisico	Soc.	↘	⊖
	19. Gini-index	Soc.	↘	⊖
11	20. Uitstoot van fijn stof	Milieu	29,2 kt	+
12	21. Binnenlands materiaalverbruik	CPP	↘	⊖
	22. Gerecycleerd afval	CPP	↗	+
13	23. Slachtoffers van natuurrampen	Soc.	↘	⊖
	24. Uitstoot van broeikasgassen ²	Milieu	104,9 Mt CO ₂ eq.	⊖
14	25. Duurzame visvangst	Milieu	100 %	⊖
	26. Mariene oppervlakte in het Natura 2000-gebied	Milieu	10 %	+
15	27. Landoppervlakte in het Natura 2000-gebied	Milieu	↗	⊖
	28. Populatie weidevogels	Milieu	↗	⊖
16	29. Veiligheidsgevoel in de openbare ruimte	Soc.	↗	⊖
	30. Vertrouwen in instellingen	Soc.	↗	⊖
17	31. Officiële ontwikkelingshulp	Gov.	0,7 % van het bbp	⊖

Nota's: CPP = Consumptie- en productiepatronen, Soc = Sociaal, Gov = Governance.

1 - De lijst met SDGs staat in tabel 1.

2 - Indicatoren waarvoor de voortzetting van de trend berekend werd op basis van bestaande FPB-projecties.



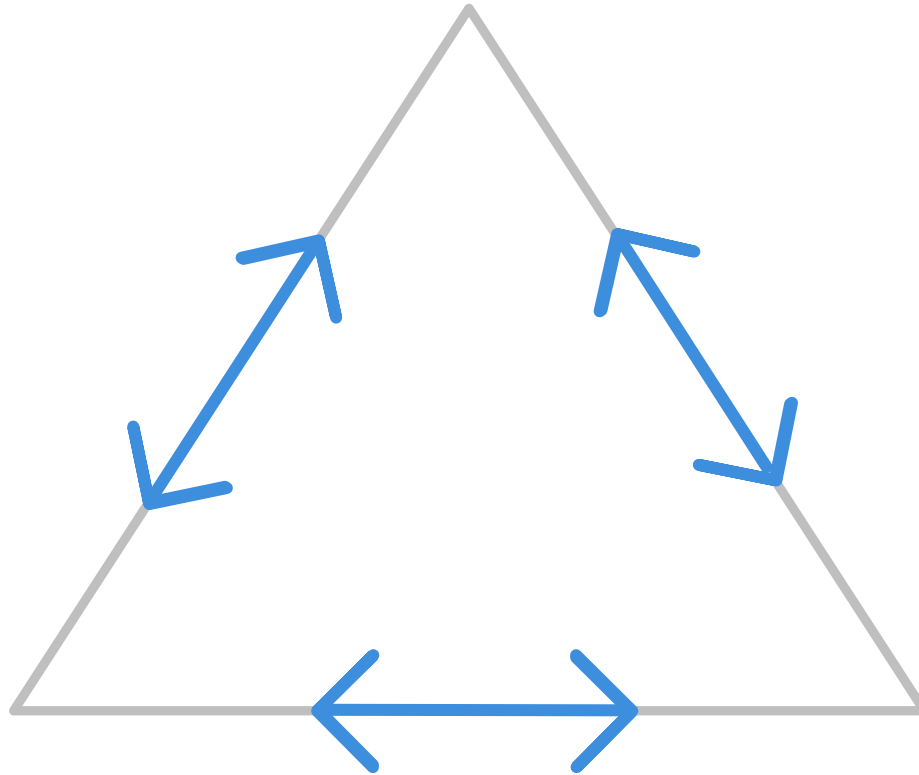


EÉN JAAR SDG'S
EEN STAND VAN ZAKEN

11.11.11



Agenda 2030 & 17 Sustainable Development Goals



Businesses

- Global Compact
- UNGP on Business & Human Rights
- Paris Agreement on Climate Change

Local Authorities

- Habitat III: New Urban Agenda
- Paris Agreement on Climate Change
- Sendai Framework for Disaster Risk Reduction



DUURZAME ONTWIKKELINGS DOELSTELLINGEN

17 DOELSTELLINGEN OM ONZE WERELD TE TRANSFORMEREN





HEALTH IN THE SDG ERA





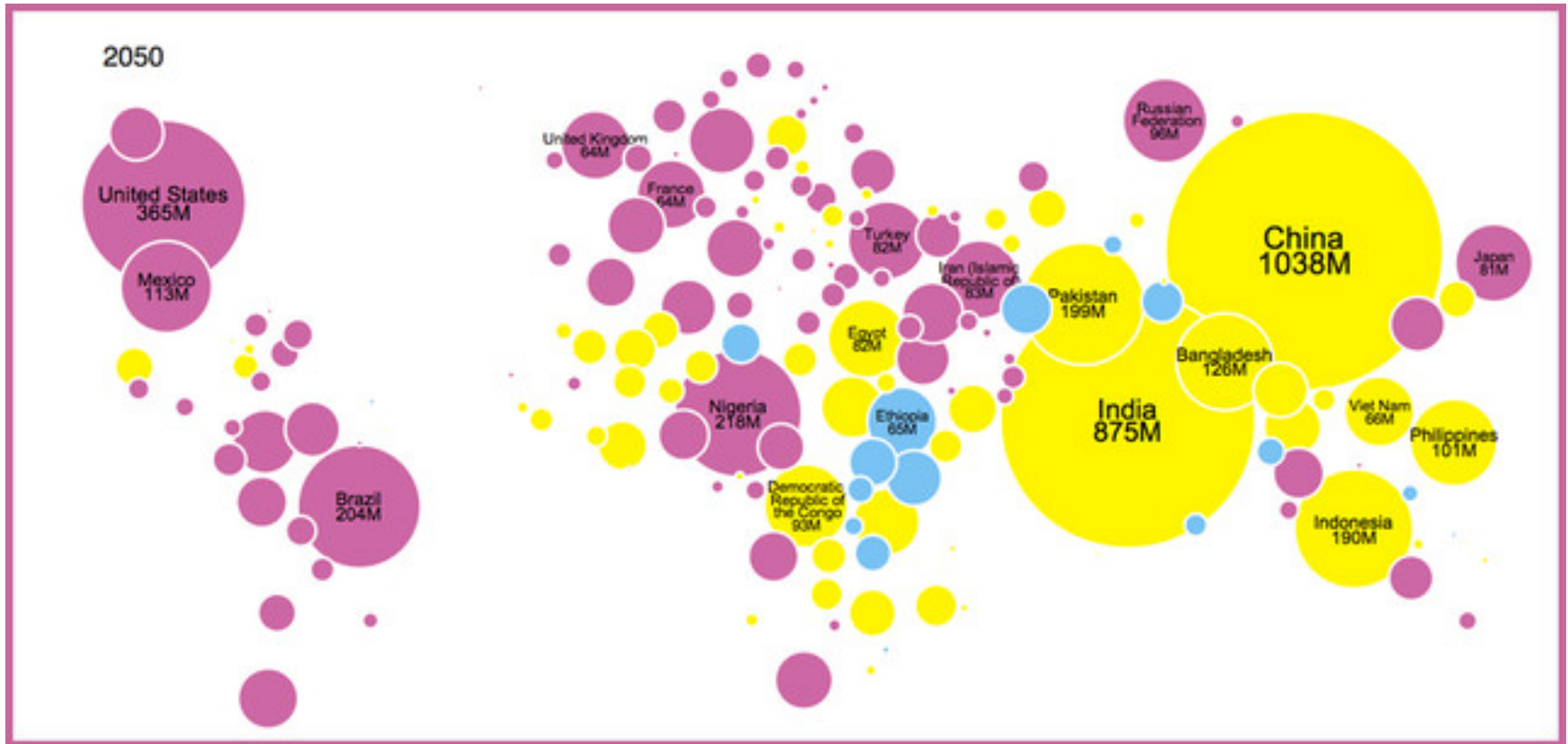








UN: BY 2050, 70% OF THE WORLD'S POPULATION WILL BE URBAN



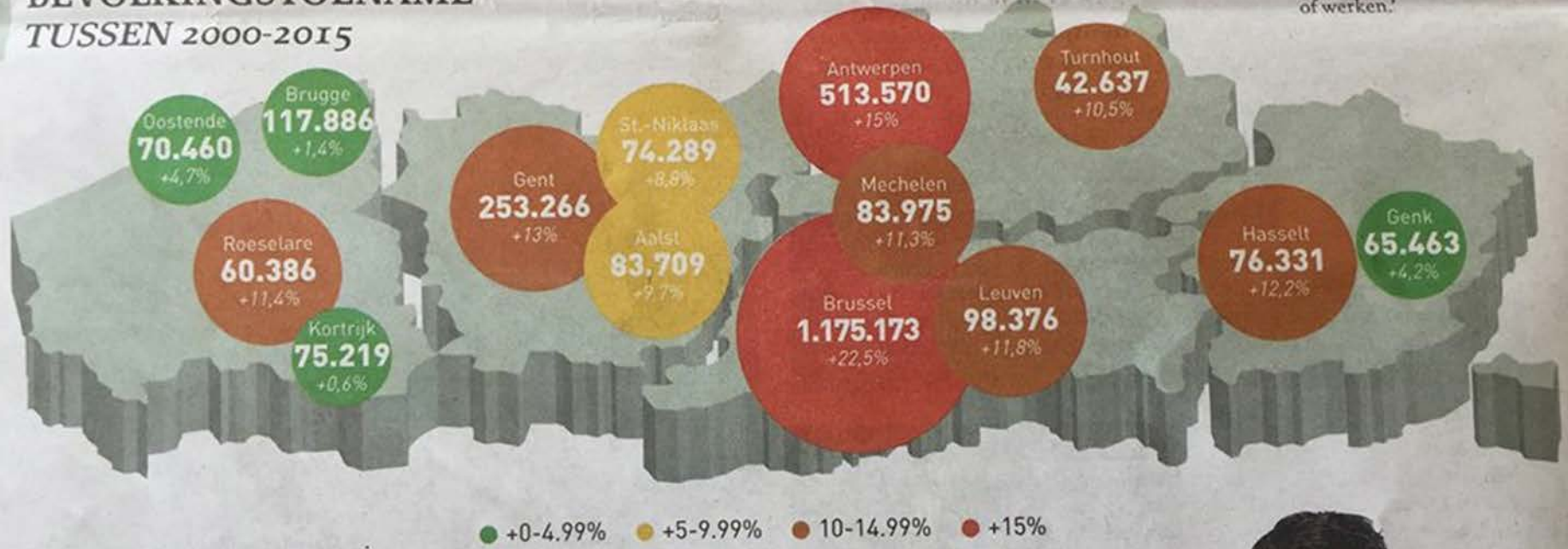


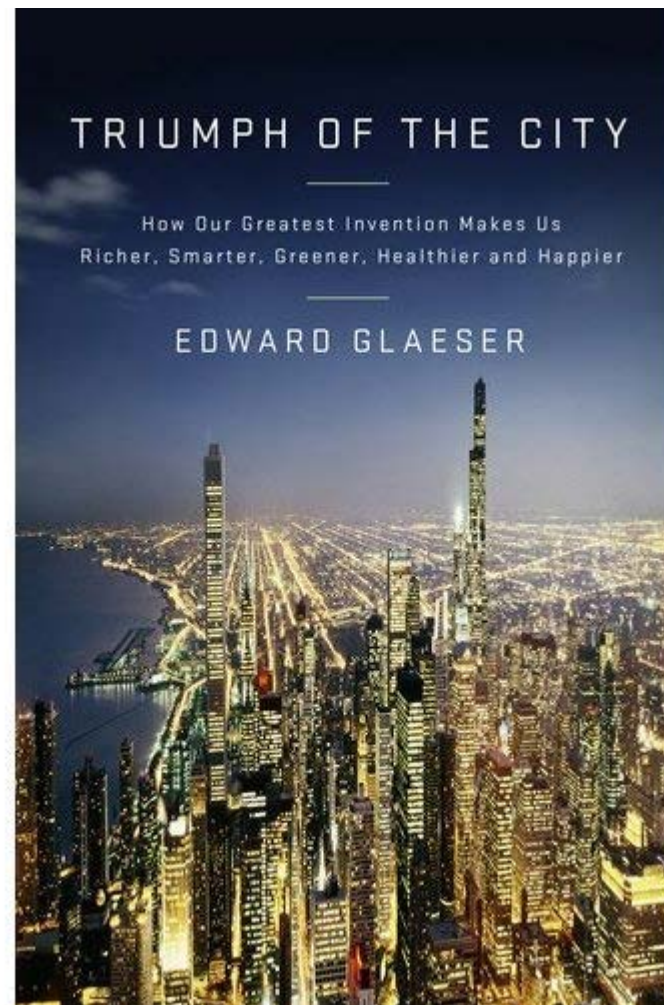
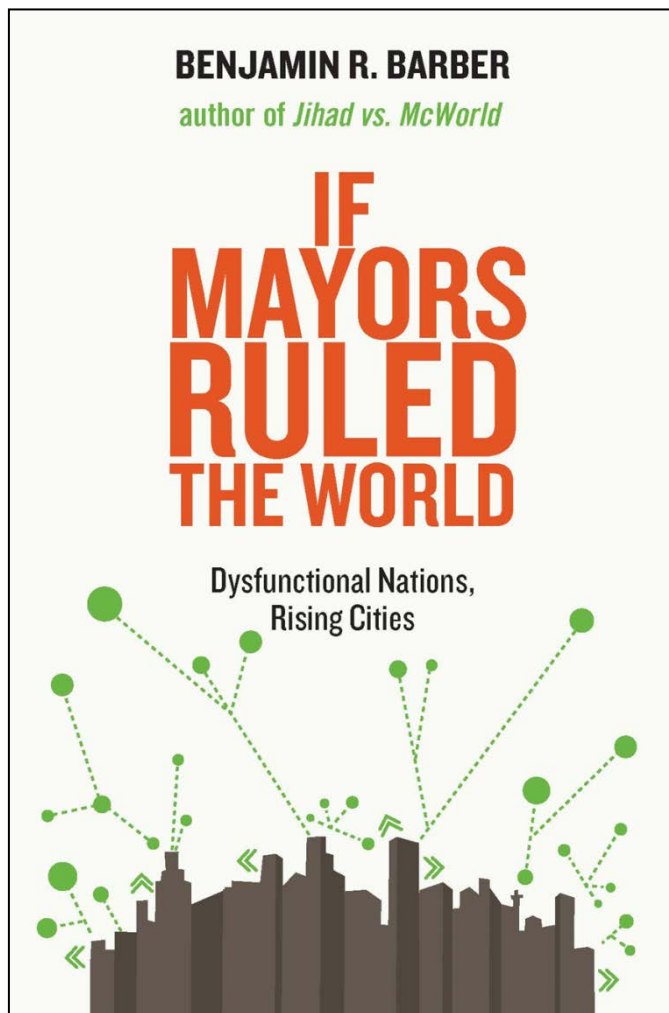


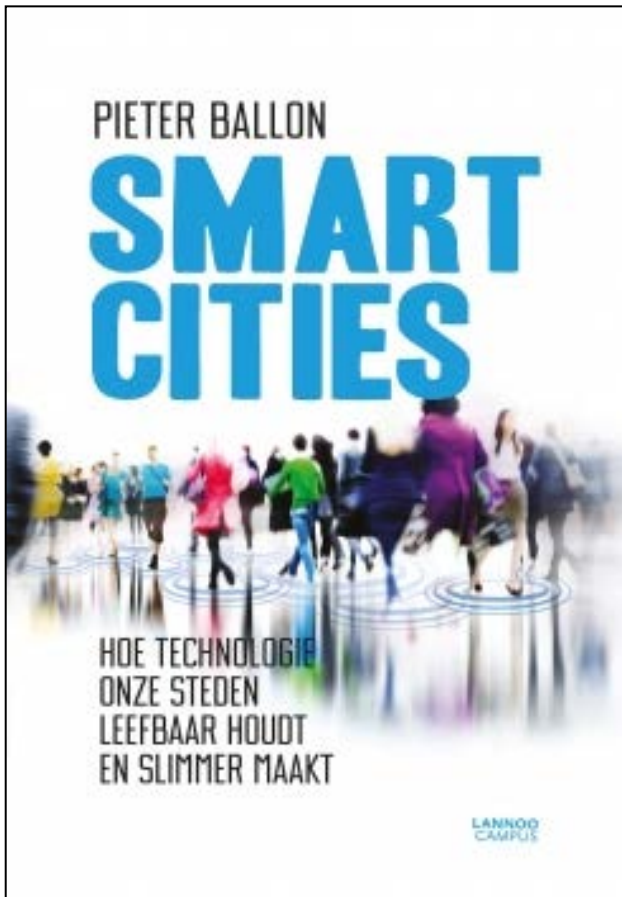


BEVOLKINGSTOENAME TUSSEN 2000-2015

waar je ging winkelen, studeren
of werken.

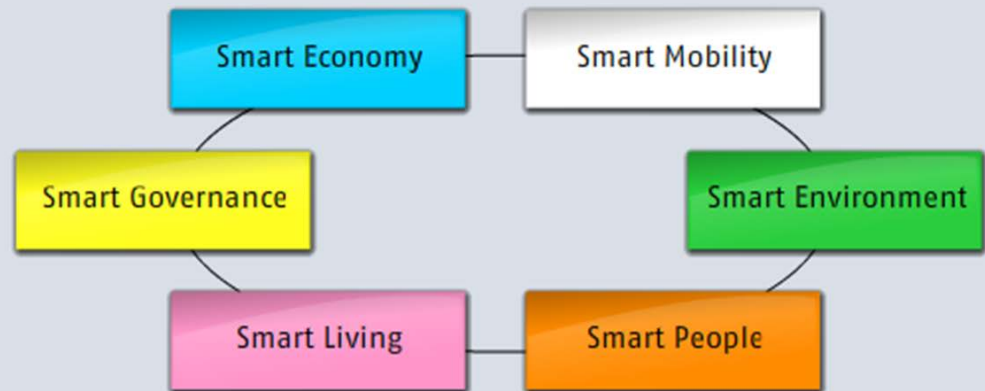






The smart city model

A Smart City is a city well performing in 6 characteristics, built on the 'smart' combination of endowments and activities of self-decisive, independent and aware citizens.





WHAT WILL BE YOUR LEGACY?





Copyright © 2017 CIFAL Flanders. All rights reserved | cifal-flanders.org





sdg_{s.be} HOME BELEID SDGS SDG VOICES SDG INITIATIEVEN RESSOURCES NIEUWS CONTACT



In de SDG brochure staan de 17 doelstellingen opgesomd en heeft een aangename en leesbare lay-out. Bekijk de online versie via onderstaande knop.

LEES DE SDG BROCHURE

Maak jouw SDG-initiatief kenbaar - Registreer nu en laat iedereen weten wat jouw organisatie doet

REGISTREER NU



1 GEEN ARMOEDE 2 GEEN HONGER 3 GOEDE BEZORGHEID EN WELZIJN 4 KWALITEITS-ONDERWIJS 5 GENDER-EGALITEIT 6 SCHOON WATER EN SANITAIR

ZOEK EEN INITATIEF

NIEUWS ALLE NIEUWSBERICHTEN

NEDERLAND MEET DE SDGS EN GEEFT STAND VAN ZAKEN

sdg_{s.be} ACCUEIL LA POLITIQUE LES SDGS SDG VOICES INITIATIVES SDGS RESSOURCES ACTUALITÉS CONTACT



Les Awards for Best Belgian Sustainability Reports récompensent les organisations qui rapportent de manière transparente leurs données sociales, environnementales et de...

LIRE LA SUITE

Faites connaître votre initiative SDG - Connectez-vous et faites savoir à tout le monde ce que fait votre organisation

S'INSCRIRE



1 PAS DE PAUVRETE 2 FAIM -ZERO- 3 BONNE SANTE ET BIEN-ETRE 4 EDUCATION DE QUALITE 5 EGALITE ENTRE LES SEXES 6 EAU PROPRE ET ASSAINISSEMENT

RECHERCHER UNE INITIATIVE

ACTUALITÉS TOUT VOIR

LES PAYS-BAS MESURENT LES SDGS ET FONT UN ETAT DES LIEUX





<https://sustainabledevelopment.un.org>

www.globalgoals.org

<http://unstats.un.org/sdgs>

http://uneplive.unep.org/portal#.Vkxlr_-FOU

<http://unsdsn.org>



FOLLOW CIFAL FLANDERS ON SOCIAL MEDIA



cifal-flanders



CifalFlanders



CIFAL Flanders



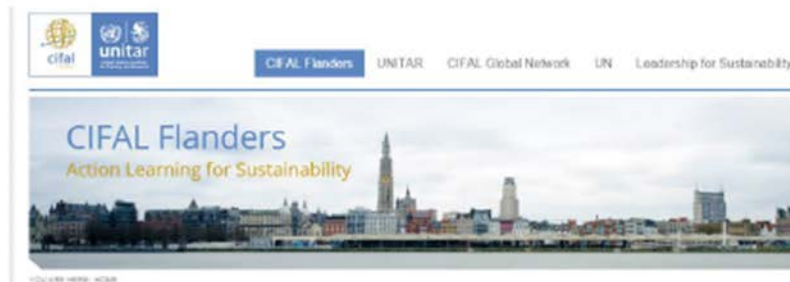
CIFAL Flanders



CIFAL Flanders

HAVE A LOOK AT OUR NEW WEBSITE

WWW.CIFAL-FLANDERS.ORG





CIFAL Flanders | UNITAR

Grote Markt 1, 2000 Antwerpen, Belgium

www.cifal-flanders.org | www.unitar.org

Contact person:

Peter Wollaert, UNITAR Fellow | Managing Director

peter.wollaert@unitar.org